



# **Seguimiento Cuentas del GTS**

**Información diaria provisional (d+1)**

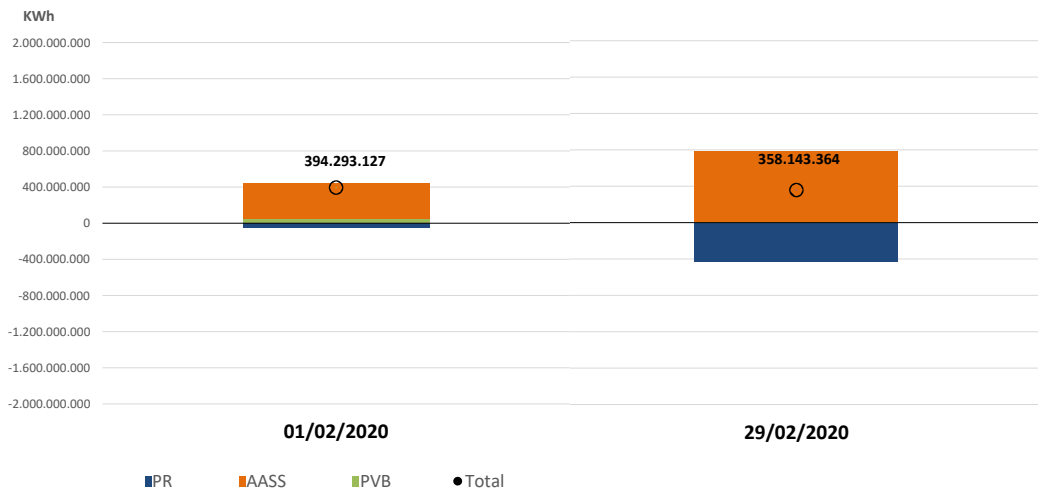
## Resumen Cuentas GTS en infraestructuras: Febrero 2020

### Seguimiento diario provisional de existencias (d+1)

Unidad kWh	1-feb.		29-feb.	
	PVB <> Punto Virtual de Balance		PVB <> Punto Virtual de Balance	
Acciones de Balance	-531.032.690		-642.266.692	
Gas Colchón	0		0	
Gas Operación	1.448.780		2.705.192	
Gas Talón	0		0	
Mermas	330.921.882		380.659.900	
OBA	242.326.671		267.366.421	
<b>TOTAL gas en PVB</b>	<b>43.664.643</b>		<b>8.464.821</b>	

Unidad kWh	1-feb.		29-feb.	
	AASS.ENA <> Almacenamiento Único		AASS.ENA <> Almacenamiento Único	
Mermas	0		0	
OBA	396.098.413		777.245.990	
<b>TOTAL gas en AASS</b>	<b>396.098.413</b>		<b>777.245.990</b>	

Unidad kWh	1-feb.		29-feb.	
	PPRR		PPRR	
Mermas	588.194.199		611.065.603	
OBA	-633.664.128		-1.038.633.050	
<b>TOTAL gas en PPRR</b>	<b>-45.469.929</b>		<b>-427.567.447</b>	

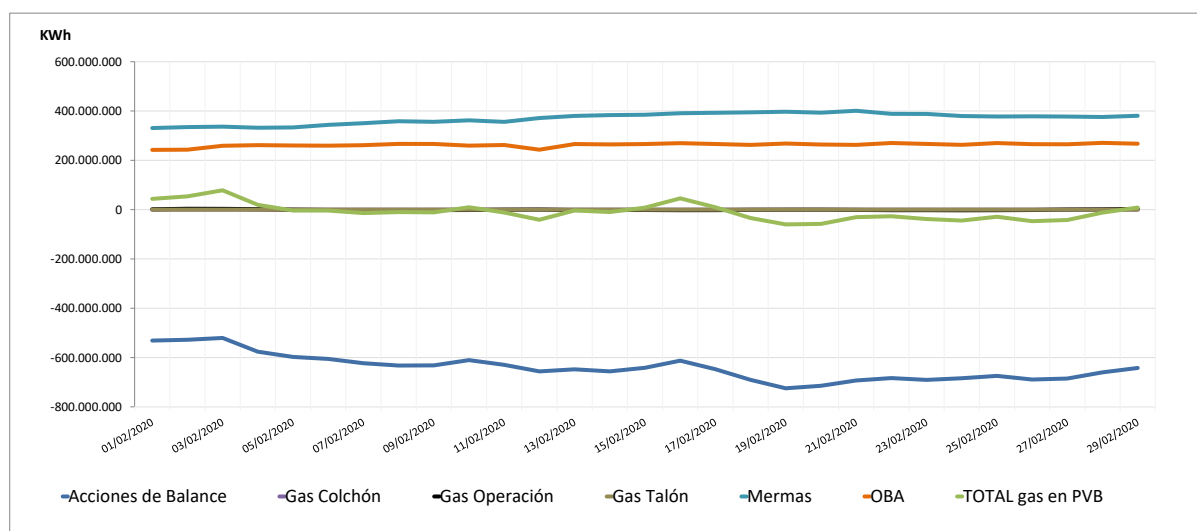


Observaciones:

## Seguimiento diario provisional de existencias (d+1)

Unidad:KWh	Acciones de Balance	Gas Colchón	Gas Operación	Gas Talón	Mermas	OBA	TOTAL gas en PVB
1-feb.-20	-531.032.690	0	1.448.780	0	330.921.882	242.326.671	<b>43.664.643</b>
2-feb.-20	-527.826.569	0	3.552.467	0	334.885.599	243.236.885	<b>53.848.382</b>
3-feb.-20	-520.523.798	0	3.239.246	0	336.554.183	259.101.123	<b>78.370.754</b>
4-feb.-20	-576.239.468	0	2.002.974	0	332.139.198	261.612.348	<b>19.515.052</b>
5-feb.-20	-597.417.439	0	-95.744	0	333.501.412	260.231.147	<b>-3.780.624</b>
6-feb.-20	-605.609.154	0	-1.484.541	0	343.886.525	259.471.773	<b>-3.735.397</b>
7-feb.-20	-623.034.152	0	-2.948.204	0	350.544.388	261.412.866	<b>-14.025.102</b>
8-feb.-20	-632.389.932	0	-2.796.841	0	358.564.498	266.649.306	<b>-9.972.969</b>
9-feb.-20	-631.704.648	0	-1.786.045	0	356.109.224	266.356.211	<b>-11.025.258</b>
10-feb.-20	-610.347.003	0	-1.682.388	0	362.261.237	259.513.136	<b>9.744.982</b>
11-feb.-20	-629.610.994	0	-195.674	0	355.922.111	262.216.015	<b>-11.668.542</b>
12-feb.-20	-656.068.127	0	429.987	0	371.547.457	243.065.864	<b>-41.024.819</b>
13-feb.-20	-647.749.880	0	-1.778.484	0	380.067.611	266.043.546	<b>-3.417.207</b>
14-feb.-20	-655.958.545	0	-1.706.034	0	383.459.095	264.535.580	<b>-9.669.904</b>
15-feb.-20	-641.411.120	0	-1.529.048	0	384.816.809	266.119.159	<b>7.995.800</b>
16-feb.-20	-612.549.899	0	-2.283.641	0	390.960.150	269.569.017	<b>45.695.627</b>
17-feb.-20	-647.339.045	0	-2.013.462	0	392.813.881	266.200.671	<b>9.662.045</b>
18-feb.-20	-690.553.525	0	-814.477	0	394.629.168	262.558.264	<b>-34.180.570</b>
19-feb.-20	-724.641.326	0	-544.562	0	397.134.228	268.130.601	<b>-59.921.059</b>
20-feb.-20	-714.528.160	0	-434.700	0	393.124.080	264.090.768	<b>-57.748.012</b>
21-feb.-20	-692.942.388	0	-1.137.498	0	400.974.049	262.640.282	<b>-30.465.555</b>
22-feb.-20	-683.241.484	0	-2.353.780	0	388.530.100	270.216.767	<b>-26.848.397</b>
23-feb.-20	-690.653.479	0	-2.213.653	0	388.228.042	266.466.725	<b>-38.172.365</b>
24-feb.-20	-683.942.915	0	-2.727.020	0	379.625.682	262.762.415	<b>-44.281.838</b>
25-feb.-20	-674.421.439	0	-2.318.644	0	377.721.983	270.127.283	<b>-28.890.817</b>
26-feb.-20	-689.118.842	0	-1.552.570	0	378.457.692	265.510.464	<b>-46.703.256</b>
27-feb.-20	-685.008.374	0	399.157	0	377.425.736	265.055.627	<b>-42.127.854</b>
28-feb.-20	-659.997.321	0	1.320.122	0	375.817.713	270.812.815	<b>-12.046.671</b>
29-feb.-20	-642.266.692	0	2.705.192	0	380.659.900	267.366.421	<b>8.464.821</b>

## Evolución existencias cuentas GTS en PVB



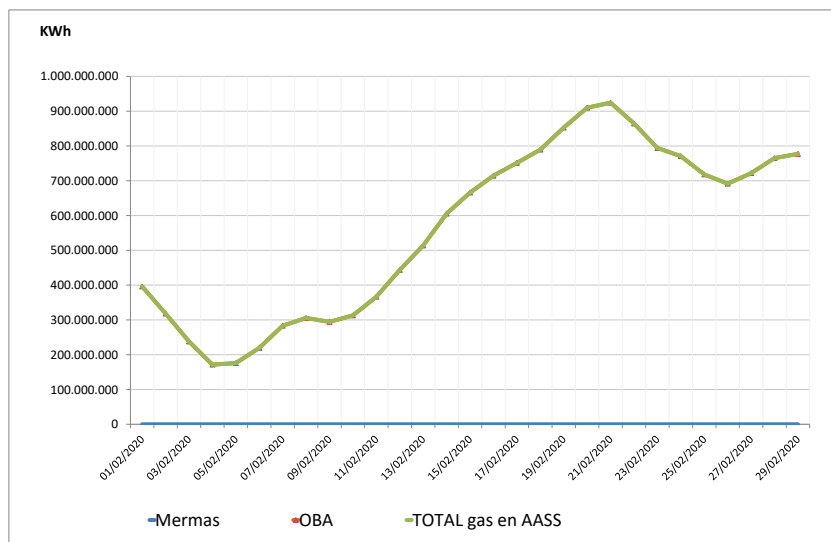
Observaciones:

## Cuentas GTS en AASS: Febrero 2020

### Seguimiento diario provisional de existencias (d+1)

Unidad:KWh	Mermas	OBA	TOTAL gas en AASS
1-feb.	0	396.098.413	396.098.413
2-feb.	0	318.197.417	318.197.417
3-feb.	0	238.021.031	238.021.031
4-feb.	0	171.502.647	171.502.647
5-feb.	0	175.869.704	175.869.704
6-feb.	0	219.508.371	219.508.371
7-feb.	0	283.361.255	283.361.255
8-feb.	0	305.562.157	305.562.157
9-feb.	0	294.318.667	294.318.667
10-feb.	0	312.924.927	312.924.927
11-feb.	0	366.738.646	366.738.646
12-feb.	0	443.862.533	443.862.533
13-feb.	0	513.927.373	513.927.373
14-feb.	0	605.524.597	605.524.597
15-feb.	0	666.003.217	666.003.217
16-feb.	0	714.543.560	714.543.560
17-feb.	0	751.505.447	751.505.447
18-feb.	0	789.383.235	789.383.235
19-feb.	0	852.819.196	852.819.196
20-feb.	0	910.014.721	910.014.721
21-feb.	0	924.352.655	924.352.655
22-feb.	0	864.578.183	864.578.183
23-feb.	0	794.158.022	794.158.022
24-feb.	0	770.680.584	770.680.584
25-feb.	0	718.194.356	718.194.356
26-feb.	0	691.656.922	691.656.922
27-feb.	0	721.799.031	721.799.031
28-feb.	0	765.099.227	765.099.227
29-feb.	0	777.245.990	777.245.990

### Evolución existencias cuentas GTS en AASS



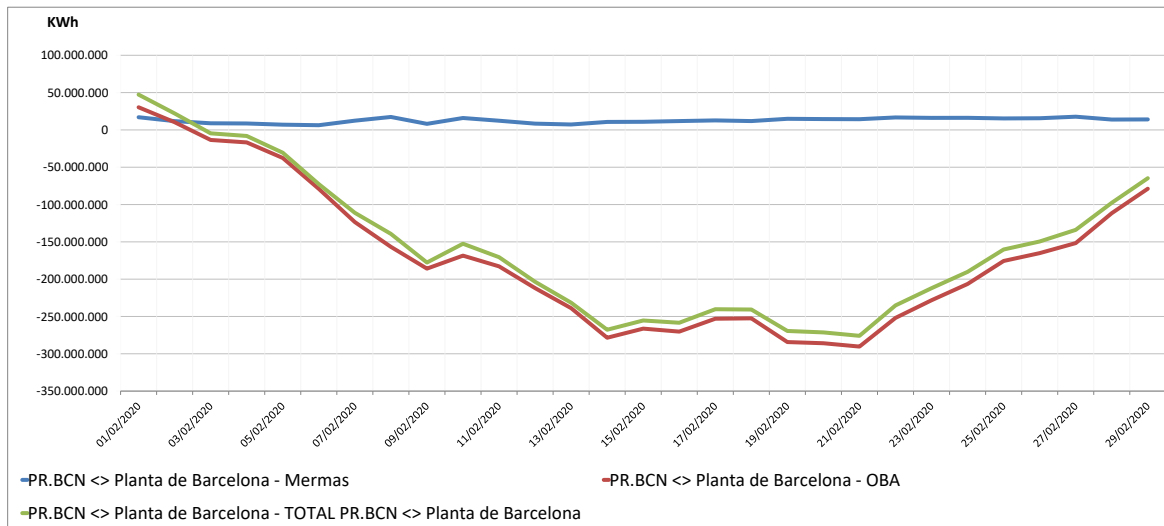
Observaciones :

# Cuentas GTS en PR Barcelona: Febrero 2020

## Seguimiento diario provisional de existencias (d+1)

Unidad: KWh	Mermas	OBA	TOTAL PR.BCN <> Planta de Barcelona
1-feb.	17.003.930	30.317.187	47.321.117
2-feb.	11.775.225	10.331.326	22.106.551
3-feb.	8.872.360	-13.454.116	-4.581.756
4-feb.	8.630.511	-16.731.067	-8.100.556
5-feb.	7.042.727	-37.598.699	-30.555.972
6-feb.	6.305.834	-78.961.923	-72.656.089
7-feb.	12.397.662	-123.451.112	-111.053.450
8-feb.	17.377.799	-156.674.459	-139.296.660
9-feb.	8.155.186	-185.858.506	-177.703.320
10-feb.	15.965.529	-168.466.756	-152.501.227
11-feb.	12.312.248	-182.820.917	-170.508.669
12-feb.	8.411.856	-211.938.126	-203.526.270
13-feb.	7.270.488	-238.833.543	-231.563.055
14-feb.	10.724.106	-278.478.493	-267.754.387
15-feb.	10.896.847	-266.278.726	-255.381.879
16-feb.	11.814.376	-270.243.526	-258.429.150
17-feb.	12.719.470	-252.999.386	-240.279.916
18-feb.	11.820.647	-252.498.343	-240.677.696
19-feb.	14.869.446	-284.271.299	-269.401.853
20-feb.	14.522.673	-285.856.191	-271.333.518
21-feb.	14.381.313	-290.312.833	-275.931.520
22-feb.	16.720.732	-251.879.887	-235.159.155
23-feb.	16.114.755	-228.220.361	-212.105.606
24-feb.	16.198.284	-206.412.696	-190.214.412
25-feb.	15.391.900	-175.612.556	-160.220.656
26-feb.	15.636.686	-165.124.620	-149.487.934
27-feb.	17.712.758	-151.660.577	-133.947.819
28-feb.	13.893.268	-111.540.474	-97.647.206
29-feb.	14.078.767	-78.822.319	-64.743.552

### Evolución existencias cuentas GTS en PR Barcelona



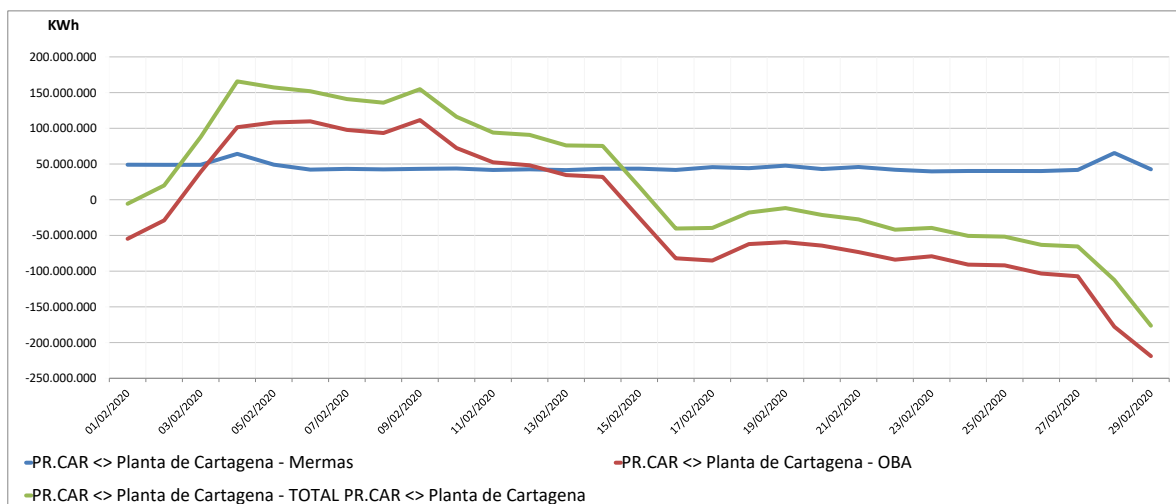
Observaciones:

# Cuentas GTS en PR Cartagena: Febrero 2020

## Seguimiento diario provisional de existencias (d+1)

Unidad: KWh	Mermas	OBA	TOTAL PR.CAR <> Planta de Cartagena
1-feb.	49.009.595	-54.689.660	-5.680.065
2-feb.	48.882.245	-28.939.272	19.942.973
3-feb.	48.868.288	38.975.994	87.844.282
4-feb.	64.220.890	101.493.888	165.714.778
5-feb.	49.111.315	108.114.787	157.226.102
6-feb.	42.142.787	109.729.870	151.872.657
7-feb.	43.198.004	97.753.824	140.951.828
8-feb.	42.458.461	93.395.735	135.854.196
9-feb.	43.224.366	111.514.536	154.738.902
10-feb.	43.723.949	72.424.653	116.148.602
11-feb.	41.677.427	52.350.239	94.027.666
12-feb.	42.603.408	48.189.785	90.793.193
13-feb.	41.492.017	34.537.135	76.029.152
14-feb.	43.348.290	31.956.679	75.304.969
15-feb.	43.496.133	-25.285.824	18.210.309
16-feb.	41.721.356	-82.019.342	-40.297.986
17-feb.	45.625.493	-85.127.014	-39.501.521
18-feb.	44.173.628	-62.113.739	-17.940.111
19-feb.	47.726.662	-59.401.469	-11.674.807
20-feb.	42.916.772	-64.267.626	-21.350.854
21-feb.	45.805.757	-73.312.129	-27.506.372
22-feb.	41.990.385	-83.929.474	-41.939.089
23-feb.	39.670.191	-79.159.812	-39.489.621
24-feb.	40.233.128	-90.864.373	-50.631.245
25-feb.	40.202.154	-91.887.856	-51.685.702
26-feb.	40.157.852	-103.349.070	-63.191.218
27-feb.	41.759.815	-107.199.145	-65.439.330
28-feb.	65.422.139	-177.828.583	-112.406.444
29-feb.	42.602.375	-218.968.947	-176.366.572

## Evolución existencias cuentas GTS en PR Cartagena



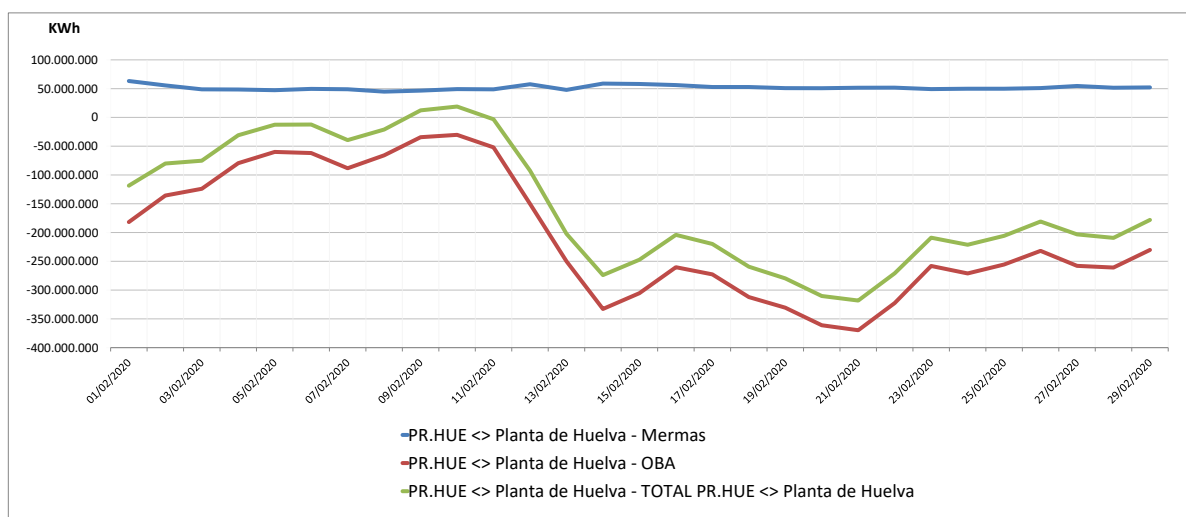
Observaciones:

# Cuentas GTS en PR Huelva: Febrero 2020

## Seguimiento diario provisional de existencias (d+1)

Unidad: KWh			
	Mermas	OBA	TOTAL PR.HUE <> Planta de Huelva
1-feb.	63.274.253	-181.810.158	-118.535.905
2-feb.	55.614.805	-135.720.989	-80.106.184
3-feb.	48.804.531	-123.979.928	-75.175.397
4-feb.	48.522.358	-79.493.716	-30.971.358
5-feb.	47.282.176	-59.947.401	-12.665.225
6-feb.	49.566.255	-61.886.846	-12.320.591
7-feb.	48.908.549	-88.318.970	-39.410.421
8-feb.	44.824.582	-65.891.688	-21.067.106
9-feb.	46.606.985	-34.369.410	12.237.575
10-feb.	49.183.296	-30.293.928	18.889.368
11-feb.	48.824.986	-52.027.120	-3.202.134
12-feb.	57.662.324	-150.085.089	-92.422.765
13-feb.	47.801.163	-249.924.560	-202.123.397
14-feb.	58.820.464	-332.783.784	-273.963.320
15-feb.	58.121.444	-305.367.929	-247.246.485
16-feb.	56.217.311	-260.246.349	-204.029.038
17-feb.	52.825.036	-272.658.876	-219.833.840
18-feb.	52.795.843	-312.134.884	-259.339.041
19-feb.	50.875.412	-330.576.165	-279.700.753
20-feb.	50.762.679	-361.041.218	-310.278.539
21-feb.	51.591.226	-369.739.188	-318.147.962
22-feb.	51.688.936	-322.534.529	-270.845.593
23-feb.	49.207.739	-258.118.004	-208.910.265
24-feb.	49.873.422	-271.090.122	-221.216.700
25-feb.	49.846.336	-255.565.024	-205.718.688
26-feb.	50.962.083	-231.828.650	-180.866.567
27-feb.	54.673.625	-257.889.308	-203.215.683
28-feb.	51.573.650	-260.843.486	-209.269.836
29-feb.	52.132.870	-230.224.039	-178.091.169

### Evolución existencias cuentas GTS en PR Huelva



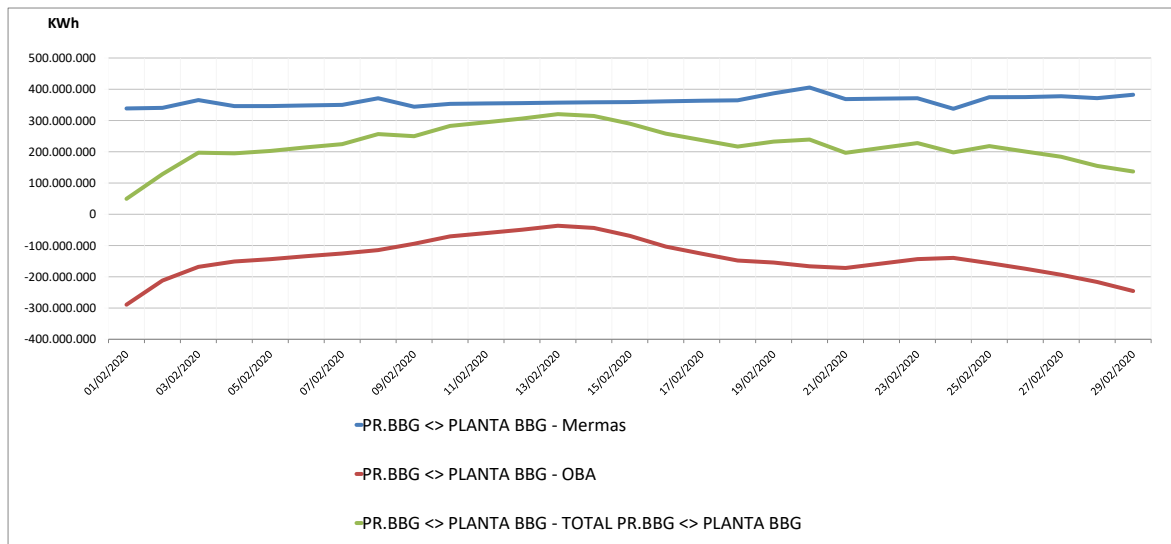
Observaciones:

# Cuentas GTS en PR Bilbao: Febrero 2020

## Seguimiento diario provisional de existencias (d+1)

Unidad: KWh			
	Mermas	OBA	TOTAL PR.BBG <> PLANTA BBG
1-feb.	338.621.557	-289.239.792	49.381.765
2-feb.	340.484.436	-212.023.015	128.461.421
3-feb.	365.334.144	-168.324.381	197.009.763
4-feb.	346.070.507	-151.126.048	194.944.459
5-feb.	346.208.764	-143.659.230	202.549.534
6-feb.	348.255.064	-134.051.322	214.203.742
7-feb.	349.926.940	-125.477.516	224.449.424
8-feb.	371.174.343	-114.646.041	256.528.302
9-feb.	344.155.286	-94.374.861	249.780.425
10-feb.	353.289.108	-70.630.486	282.658.622
11-feb.	354.561.922	-60.262.153	294.299.769
12-feb.	355.647.621	-49.463.918	306.183.703
13-feb.	357.108.379	-36.693.445	320.414.934
14-feb.	358.252.825	-43.731.366	314.521.459
15-feb.	359.005.766	-69.010.293	289.995.473
16-feb.	361.295.921	-103.350.884	257.945.037
17-feb.	363.308.024	-126.037.459	237.270.565
18-feb.	364.661.441	-147.975.276	216.686.165
19-feb.	386.951.353	-154.459.328	232.492.025
20-feb.	405.527.313	-166.458.938	239.068.375
21-feb.	368.436.836	-171.829.124	196.607.712
22-feb.	369.972.176	-157.614.440	212.357.736
23-feb.	371.273.679	-143.501.921	227.771.758
24-feb.	337.504.382	-139.638.373	197.866.009
25-feb.	374.582.242	-156.391.419	218.190.823
26-feb.	374.991.703	-174.201.655	200.790.048
27-feb.	377.610.154	-193.660.333	183.949.821
28-feb.	371.462.462	-216.665.177	154.797.285
29-feb.	382.415.948	-245.597.670	136.818.278

### Evolución existencias cuentas GTS en PR Bilbao



Observaciones:

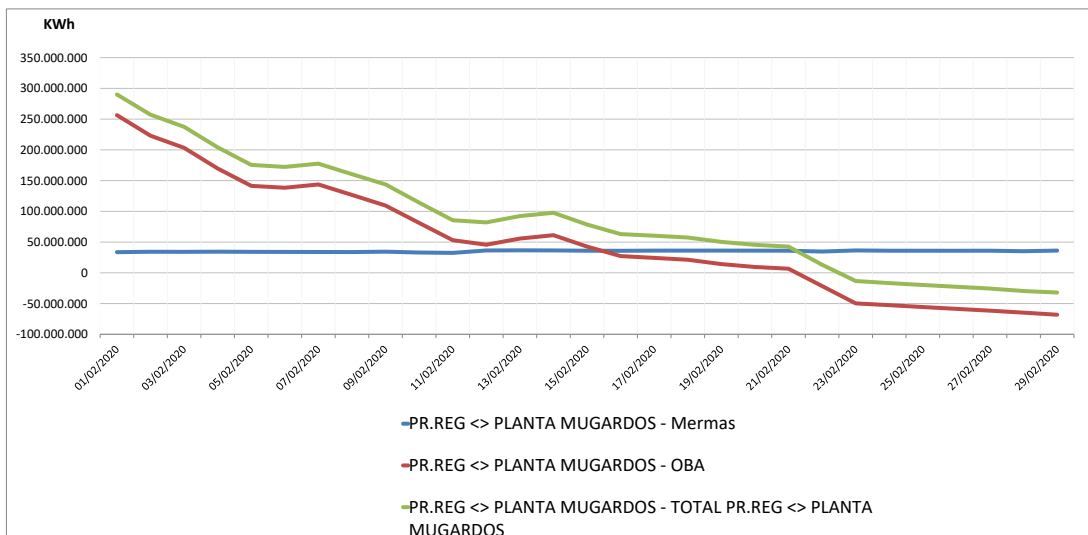


# Cuentas GTS en PR Mugaridos: Febrero 2020

## Seguimiento diario provisional de existencias (d+1)

Unidad: KWh			
	Mermas	OBA	TOTAL PR.REG <> PLANTA MUGARDOS
1-feb.	33.565.917	256.506.641	290.072.558
2-feb.	34.216.124	222.968.081	257.184.205
3-feb.	34.123.720	203.371.153	237.494.873
4-feb.	34.355.358	169.705.617	204.060.975
5-feb.	34.103.117	141.423.713	175.526.830
6-feb.	33.926.980	138.354.065	172.281.045
7-feb.	33.880.411	143.714.497	177.594.908
8-feb.	33.730.384	126.631.569	160.361.953
9-feb.	34.389.496	109.391.969	143.781.465
10-feb.	33.018.700	81.120.305	114.139.005
11-feb.	32.412.437	53.093.377	85.505.814
12-feb.	36.365.065	45.655.857	82.020.922
13-feb.	36.552.939	55.745.121	92.298.060
14-feb.	36.398.918	61.258.641	97.657.559
15-feb.	35.912.699	42.665.313	78.578.012
16-feb.	35.798.512	27.170.609	62.969.121
17-feb.	36.102.104	24.275.553	60.377.657
18-feb.	36.121.026	21.243.281	57.364.307
19-feb.	36.114.773	14.185.153	50.299.926
20-feb.	36.046.333	9.455.985	45.502.318
21-feb.	35.922.445	6.655.137	42.577.582
22-feb.	34.641.063	-21.568.911	13.072.152
23-feb.	36.386.131	-49.738.548	-13.352.417
24-feb.	35.917.215	-52.662.415	-16.745.200
25-feb.	35.906.799	-55.677.473	-19.770.674
26-feb.	35.876.148	-58.634.993	-22.758.845
27-feb.	35.962.508	-61.597.121	-25.634.613
28-feb.	35.171.824	-64.777.873	-29.606.049
29-feb.	36.123.997	-68.182.369	-32.058.372

### Evolución existencias cuentas GTS en PR Mugaridos



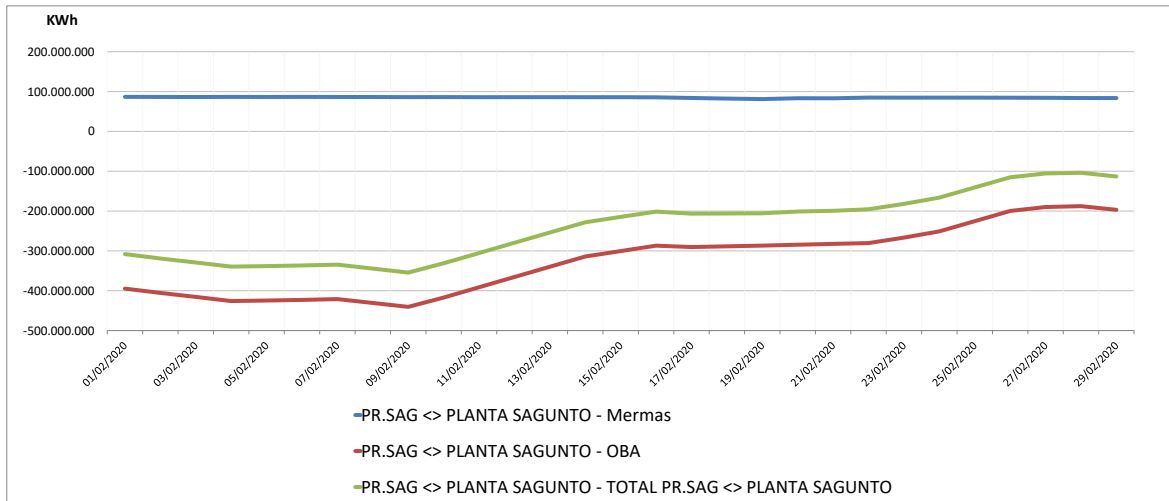
Observaciones:

# Cuentas GTS en PR Sagunto: Febrero 2020

## Seguimiento diario provisional de existencias (d+1)

Unidad: KWh			
	Mermas	OBA	TOTAL PR.SAG <> PLANTA SAGUNTO
1-feb.	86.718.947	-394.748.346	-308.029.399
2-feb.	86.505.504	-405.532.426	-319.026.922
3-feb.	86.331.483	-415.566.394	-329.234.911
4-feb.	86.560.919	-426.031.530	-339.470.611
5-feb.	86.413.315	-424.579.514	-338.166.199
6-feb.	86.566.984	-423.101.114	-336.534.130
7-feb.	86.439.134	-421.008.794	-334.569.660
8-feb.	86.376.949	-430.785.738	-344.408.789
9-feb.	86.041.825	-440.504.826	-354.463.001
10-feb.	86.154.428	-417.138.138	-330.983.710
11-feb.	85.846.845	-391.323.786	-305.476.941
12-feb.	85.948.293	-365.521.802	-279.573.509
13-feb.	85.941.443	-339.761.418	-253.819.975
14-feb.	85.870.832	-314.054.458	-228.183.626
15-feb.	85.840.049	-300.445.626	-214.605.577
16-feb.	85.435.913	-286.858.426	-201.422.513
17-feb.	83.825.919	-290.336.490	-206.510.571
18-feb.	82.436.231	-288.547.786	-206.111.555
19-feb.	81.160.885	-286.758.778	-205.597.893
20-feb.	83.300.020	-284.551.466	-201.251.446
21-feb.	83.021.873	-282.373.130	-199.351.257
22-feb.	84.880.806	-280.374.154	-195.493.348
23-feb.	84.677.151	-266.625.290	-181.948.139
24-feb.	84.699.032	-250.982.586	-166.283.554
25-feb.	84.620.515	-225.374.314	-140.753.799
26-feb.	84.551.308	-199.781.738	-115.230.430
27-feb.	84.297.105	-189.910.810	-105.613.705
28-feb.	83.802.561	-187.699.226	-103.896.665
29-feb.	83.711.646	-196.837.706	-113.126.060

### Evolución existencias cuentas GTS en PR Sagunto



Observaciones: