



Seguimiento Cuentas del GTS

Monitoring of Enagás GTS accounts

Información diaria provisional. *Daily provisional balance information (d+1)*

Seguimiento diario provisional existencias. *Daily provisional stocks monitoring (d+1)*

PVB

kWh		
	1-ene.	31-ene.
Acciones balance / Balancing actions	-214.053.172	-93.851.821
Gas Colchón/Cushion gas	0	0
Gas Operación/ Working gas	-669.068	3.796.500
Gas Talón/ Heel gas	0	0
Mermas/Shrinkages	232.153.791	182.371.974
OBA - PVB	1.147.106	10.875.747
TOTAL	18.578.657	103.192.400

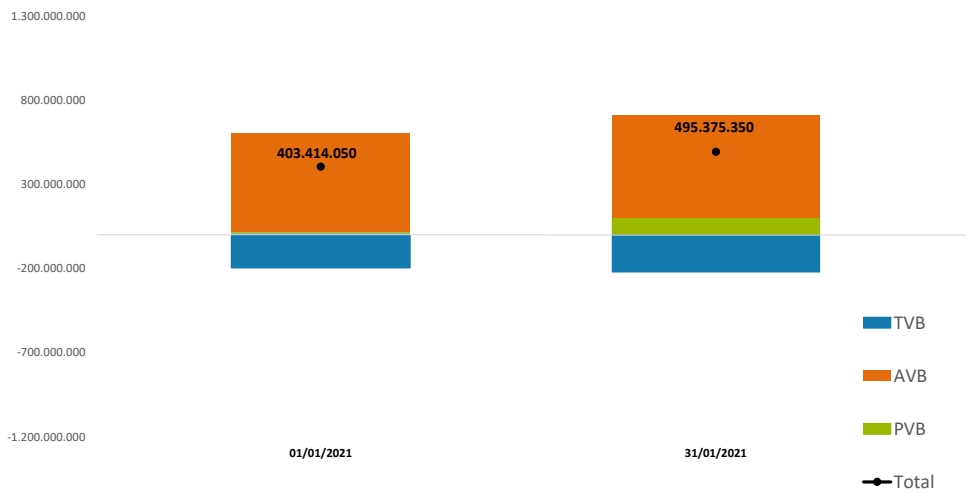
AVB

kWh		
	1-ene.	31-ene.
Desbalance/ Imbalance AVB	0	0
Mermas/Shrinkages	1	1
OBA	582.279.011	611.892.333
TOTAL	582.279.012	611.892.334

TVB

kWh		
	1-ene.	31-ene.
Correcciones/ Corrections	3.888.256	3.888.256
Desbalance/ Imbalance TVB	-787.832	-12.602
Mermas/Shrinkages	375.896.621	401.620.800
OBA	-576.440.664	-625.205.838
TOTAL	-197.443.619	-219.709.384

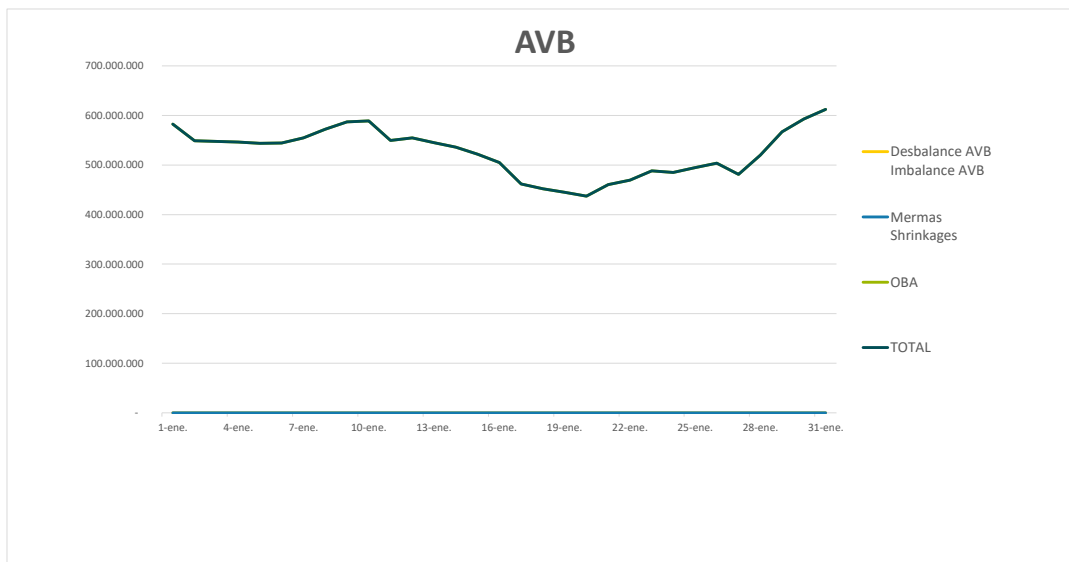
KWh



Observaciones / Notes

Seguimiento diario provisional existencias. Daily provisional stocks monitoring (d+1)

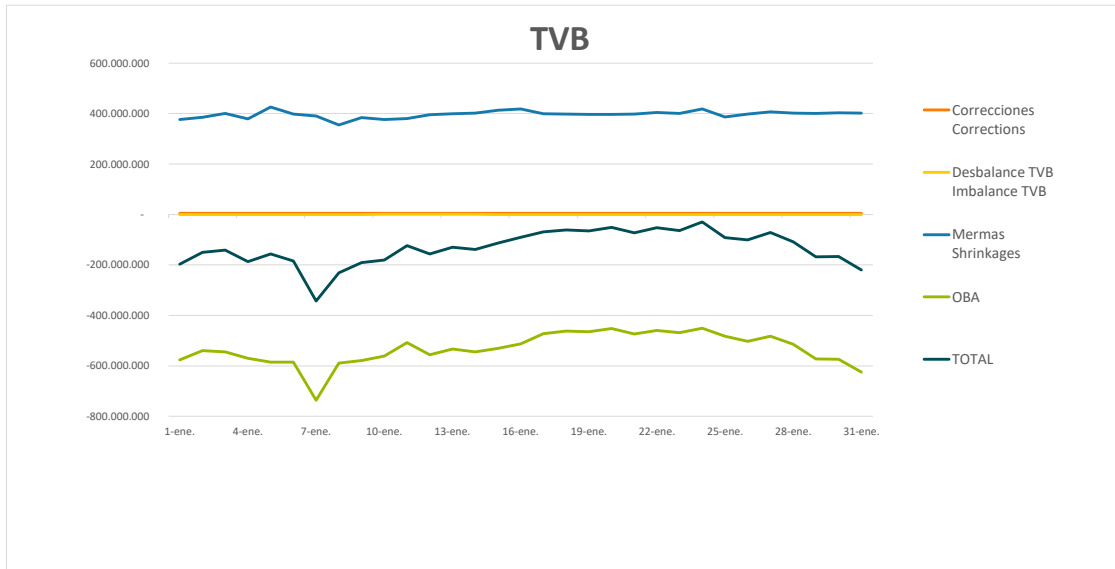
AVB				
Fecha Date	Desbalance AVB Imbalance AVB	Mermas Shrinkages	OBA	TOTAL
1-ene.	-	1	582.279.011	582.279.012
2-ene.	-	1	548.517.413	548.517.414
3-ene.	-	1	547.239.653	547.239.654
4-ene.	-	1	546.324.743	546.324.744
5-ene.	-	1	543.411.944	543.411.945
6-ene.	-	1	544.358.310	544.358.311
7-ene.	-	1	554.817.530	554.817.531
8-ene.	-	1	571.825.437	571.825.438
9-ene.	-	1	586.689.575	586.689.576
10-ene.	-	1	589.051.171	589.051.172
11-ene.	-	1	549.576.705	549.576.706
12-ene.	-	1	554.664.548	554.664.549
13-ene.	-	1	544.945.455	544.945.456
14-ene.	-	1	535.943.933	535.943.934
15-ene.	-	1	521.799.948	521.799.949
16-ene.	-	1	504.766.985	504.766.986
17-ene.	-	1	461.516.460	461.516.461
18-ene.	-	1	452.290.899	452.290.900
19-ene.	-	1	445.114.508	445.114.509
20-ene.	-	1	436.814.522	436.814.523
21-ene.	-	1	460.199.056	460.199.057
22-ene.	-	1	469.545.593	469.545.594
23-ene.	-	1	487.883.213	487.883.214
24-ene.	-	1	484.808.611	484.808.612
25-ene.	-	1	494.712.650	494.712.651
26-ene.	-	1	503.583.237	503.583.238
27-ene.	-	1	480.952.309	480.952.310
28-ene.	-	1	520.059.168	520.059.169
29-ene.	-	1	567.104.020	567.104.021
30-ene.	-	1	592.619.679	592.619.680
31-ene.	-	1	611.892.333	611.892.334



Observaciones / Notes

Seguimiento diario provisional existencias. Daily provisional stocks monitoring (d+1)

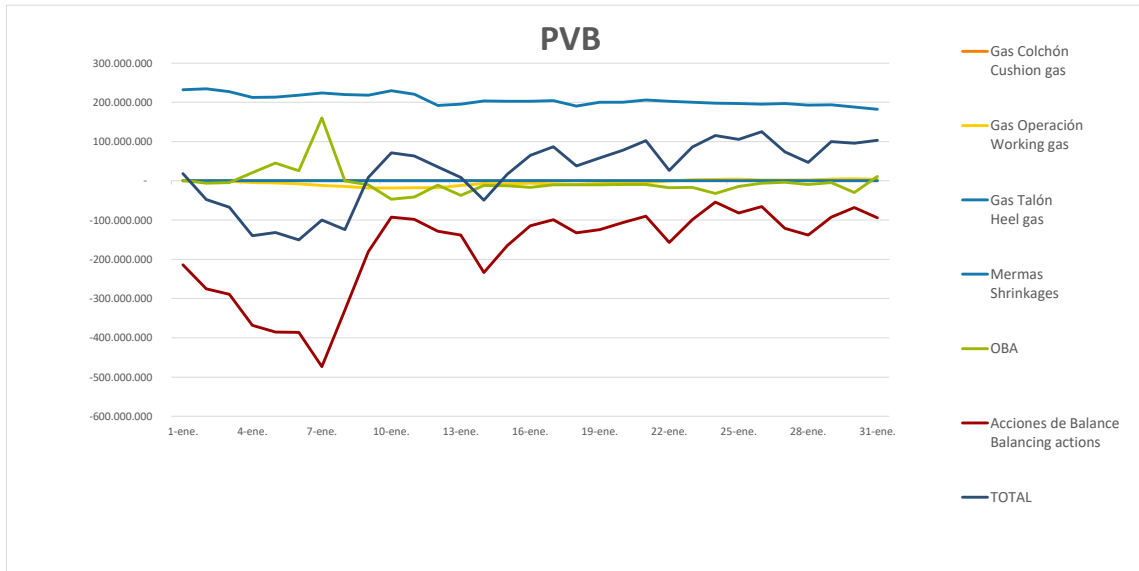
TVB						
Fecha Date	Correcciones Corrections	Desbalance TVB Imbalance TVB	Mermas Shrinkages	OBA	TOTAL	
1-ene.	3.888.256	- 787.832	375.896.621	- 576.440.664	- 197.443.619	
2-ene.	3.888.256	- 794.707	385.623.766	- 539.589.518	- 150.872.203	
3-ene.	3.888.256	- 801.356	399.989.666	- 544.602.365	- 141.525.799	
4-ene.	3.888.256	- 803.444	379.335.507	- 569.734.836	- 187.314.517	
5-ene.	3.888.256	- 805.120	425.030.211	- 585.241.026	- 157.127.679	
6-ene.	3.888.256	- 807.575	398.357.135	- 585.560.616	- 184.122.800	
7-ene.	3.888.256	- 809.756	390.669.766	- 736.751.844	- 343.003.578	
8-ene.	3.888.256	- 814.378	354.388.849	- 588.779.719	- 231.316.992	
9-ene.	3.888.256	- 824.680	384.098.723	- 578.648.534	- 191.486.235	
10-ene.	3.888.256	- 125.017	376.458.662	- 561.077.729	- 180.605.794	
11-ene.	3.888.256	- 96.020	380.576.372	- 508.193.214	- 123.632.566	
12-ene.	3.888.256	- 88.979	395.739.457	- 555.709.654	- 155.992.962	
13-ene.	3.888.256	- 82.025	398.610.708	- 533.023.914	- 130.442.925	
14-ene.	3.888.256	- 63.130	401.728.854	- 544.879.991	- 139.199.751	
15-ene.	3.888.256	- 50.842	412.520.429	- 530.328.224	- 113.868.697	
16-ene.	3.888.256	- 13.102	418.466.146	- 512.682.047	- 90.340.747	
17-ene.	3.888.256	- 92.124	399.204.332	- 472.299.891	- 69.299.427	
18-ene.	3.888.256	- 93.266	397.269.027	- 462.017.501	- 60.953.484	
19-ene.	3.888.256	- 106.914	396.065.408	- 465.430.945	- 65.584.195	
20-ene.	3.888.256	- 107.749	397.073.585	- 452.387.899	- 51.533.807	
21-ene.	3.888.256	- 121.175	397.304.245	- 474.109.696	- 73.038.370	
22-ene.	3.888.256	- 122.504	404.045.292	- 460.204.107	- 52.393.063	
23-ene.	3.888.256	- 126.934	400.728.551	- 468.179.557	- 63.689.684	
24-ene.	3.888.256	- 127.703	417.874.652	- 450.912.382	- 29.277.177	
25-ene.	3.888.256	- 129.374	386.755.329	- 482.909.962	- 92.395.751	
26-ene.	3.888.256	- 131.174	397.938.087	- 502.958.240	- 101.263.071	
27-ene.	3.888.256	- 5.244	406.475.477	- 482.603.429	- 72.244.940	
28-ene.	3.888.256	- 7.999	401.693.497	- 514.212.941	- 108.639.187	
29-ene.	3.888.256	- 11.132	400.909.552	- 572.399.133	- 167.612.457	
30-ene.	3.888.256	- 12.048	403.264.219	- 573.387.513	- 166.247.086	
31-ene.	3.888.256	- 12.602	401.620.800	- 625.205.838	- 219.709.384	



Observaciones / Notes

Seguimiento diario provisional existencias. Daily provisional stocks monitoring (d+1)

PVB									
Fecha Date	Acciones de Balance Balancing actions	Gas Colchón Cushion gas	Gas Operación Working gas	Gas Talón Heel gas	Mermas Shrinkages	OBA	TOTAL		
1-ene.	-	214.053.172	-	-	669.068	-	232.153.791	1.147.106	18.578.657
2-ene.	-	275.551.745	-	-	867.359	-	234.647.483	5.804.179	47.575.800
3-ene.	-	289.053.687	-	-	1.116.983	-	227.384.274	4.278.507	67.064.903
4-ene.	-	368.606.424	-	-	4.320.686	-	212.142.007	20.535.832	140.249.271
5-ene.	-	385.298.198	-	-	5.722.998	-	213.420.702	45.593.318	132.007.176
6-ene.	-	386.211.078	-	-	7.574.932	-	218.028.363	25.447.454	150.310.193
7-ene.	-	473.374.831	-	-	11.601.565	-	224.179.166	160.502.973	100.294.257
8-ene.	-	329.172.268	-	-	14.593.877	-	219.719.570	463.017	124.509.592
9-ene.	-	180.870.560	-	-	18.588.577	-	218.073.975	10.177.266	8.437.572
10-ene.	-	92.896.820	-	-	18.088.312	-	229.598.691	47.057.506	71.556.053
11-ene.	-	98.255.908	-	-	17.769.311	-	220.608.109	41.197.882	63.385.008
12-ene.	-	128.706.153	-	-	17.228.606	-	192.350.938	10.799.705	35.616.474
13-ene.	-	137.907.382	-	-	11.813.706	-	195.380.810	36.909.696	8.750.026
14-ene.	-	233.462.128	-	-	7.154.596	-	203.191.353	12.030.338	49.455.709
15-ene.	-	165.229.003	-	-	7.738.500	-	202.374.575	12.981.293	16.425.779
16-ene.	-	114.859.167	-	-	6.293.952	-	202.208.986	16.474.846	64.581.021
17-ene.	-	99.164.840	-	-	7.403.797	-	203.878.484	10.331.441	86.978.406
18-ene.	-	132.782.836	-	-	9.762.974	-	190.672.693	10.014.652	38.112.231
19-ene.	-	124.548.772	-	-	7.220.123	-	200.466.085	10.405.652	58.291.538
20-ene.	-	106.431.710	-	-	6.541.478	-	199.826.333	9.188.238	77.664.907
21-ene.	-	89.802.596	-	-	4.887.946	-	205.990.404	9.327.402	101.972.460
22-ene.	-	157.338.886	-	-	470.750	-	202.244.892	17.864.528	26.570.728
23-ene.	-	99.524.408	-	-	2.599.413	-	200.219.174	17.137.672	86.156.507
24-ene.	-	54.148.221	-	-	3.780.015	-	197.485.625	32.008.535	115.108.884
25-ene.	-	82.269.433	-	-	4.751.658	-	197.278.726	14.367.245	105.393.706
26-ene.	-	65.913.240	-	-	2.296.375	-	195.467.337	6.427.347	125.423.125
27-ene.	-	121.552.136	-	-	1.724.411	-	197.092.308	3.624.787	73.639.796
28-ene.	-	138.131.361	-	-	2.157.095	-	192.648.155	9.822.666	46.851.223
29-ene.	-	92.911.935	-	-	4.481.324	-	193.289.880	4.637.303	100.221.966
30-ene.	-	68.165.225	-	-	5.018.999	-	188.021.840	29.473.424	95.402.190
31-ene.	-	93.851.821	-	-	3.796.500	-	182.371.974	10.875.747	103.192.400



Observaciones / Notes