



# **Seguimiento Cuentas del GTS**

## ***Monitoring of Enagás GTS accounts***

**Información diaria provisional. *Daily provisional balance information (d+1)***

Seguimiento diario provisional existencias. *Daily provisional stocks monitoring (d+1)*

**PVB**

kWh		
	1-dic.	31-dic.
Acciones balance / Balancing actions	-239.476.421	-250.844.625
Gas Colchón/Cushion gas	0	0
Gas Operación/ Working gas	-818.230	-1.914.088
Gas Talón/ Heel gas	0	0
Mermas/Shrinkages	181.910.075	225.392.749
OBA - PVB	15.873.357	-2.447.900
<b>TOTAL</b>	<b>-42.511.219</b>	<b>-29.813.864</b>

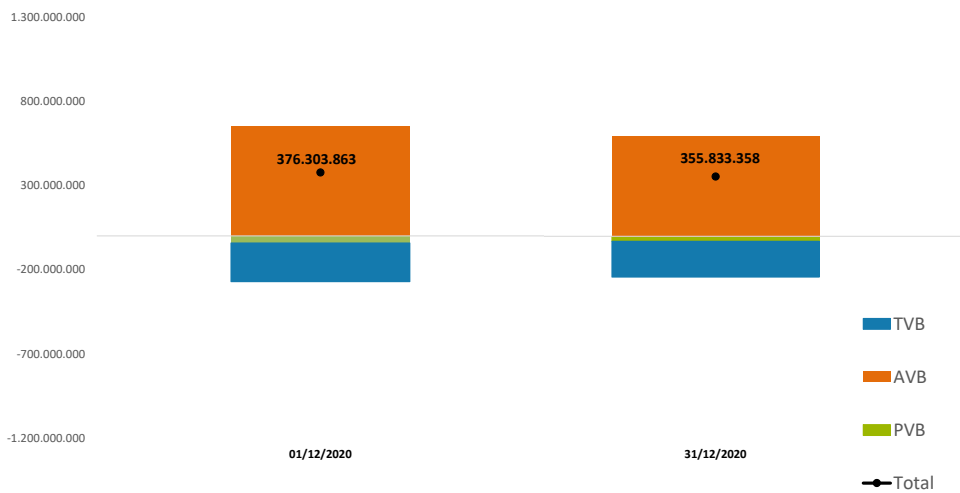
**AVB**

kWh		
	1-dic.	31-dic.
Desbalance/ Imbalance AVB	0	0
Mermas/Shrinkages	1	1
OBA	648.399.516	598.291.301
<b>TOTAL</b>	<b>648.399.517</b>	<b>598.291.302</b>

**TVB**

kWh		
	1-dic.	31-dic.
Correcciones/ Corrections	3.899.449	3.888.256
Desbalance/ Imbalance TVB	-68.069	-787.524
Mermas/Shrinkages	408.622.121	367.093.179
OBA	-642.037.936	-582.837.991
<b>TOTAL</b>	<b>-229.584.435</b>	<b>-212.644.080</b>

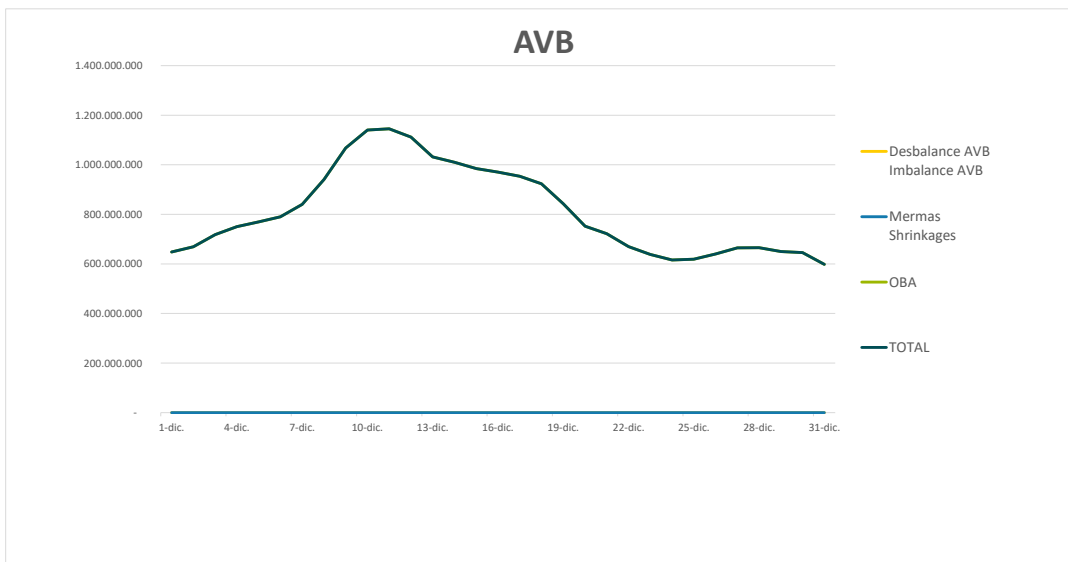
KWh



Observaciones / Notes

Seguimiento diario provisional existencias. Daily provisional stocks monitoring (d+1)

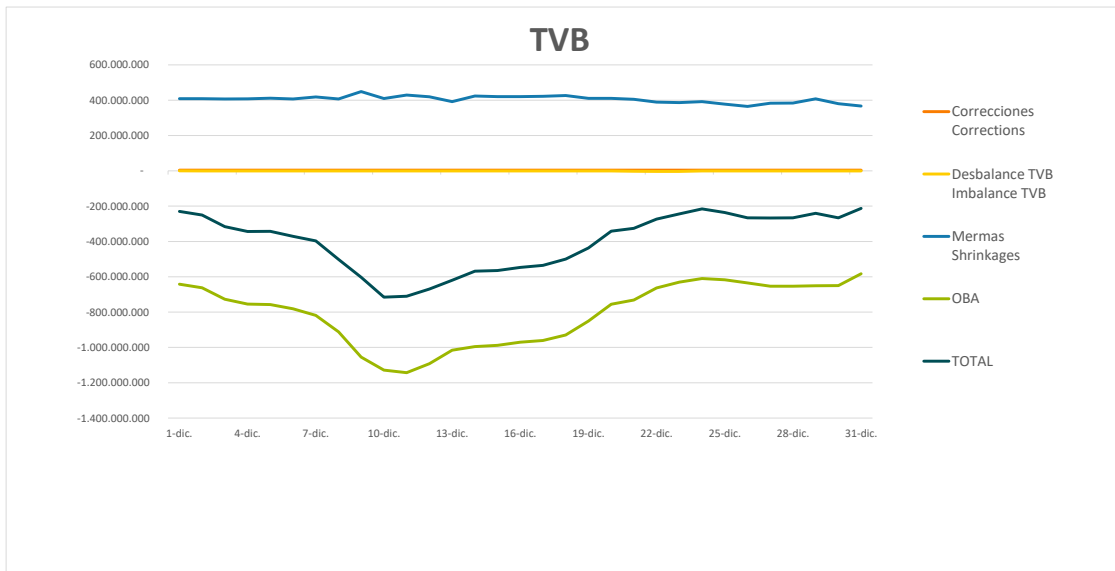
AVB				
Fecha Date	Desbalance AVB Imbalance AVB	Mermas Shrinkages	OBA	TOTAL
1-dic.	-	1	648.399.516	648.399.517
2-dic.	-	1	669.441.279	669.441.280
3-dic.	-	1	717.902.146	717.902.147
4-dic.	-	1	750.341.702	750.341.703
5-dic.	-	1	769.908.443	769.908.444
6-dic.	-	1	790.159.811	790.159.812
7-dic.	-	1	840.515.726	840.515.727
8-dic.	-	1	940.761.099	940.761.100
9-dic.	-	1	1.067.473.342	1.067.473.343
10-dic.	-	1	1.140.004.432	1.140.004.433
11-dic.	-	1	1.145.141.129	1.145.141.130
12-dic.	-	1	1.111.887.473	1.111.887.474
13-dic.	-	1	1.031.879.304	1.031.879.305
14-dic.	-	1	1.009.826.888	1.009.826.889
15-dic.	-	1	984.573.803	984.573.804
16-dic.	-	1	970.370.608	970.370.609
17-dic.	-	1	953.749.842	953.749.843
18-dic.	-	1	923.233.846	923.233.847
19-dic.	-	1	842.891.089	842.891.090
20-dic.	-	1	752.016.250	752.016.251
21-dic.	-	1	722.078.166	722.078.167
22-dic.	-	1	669.977.412	669.977.413
23-dic.	-	1	638.410.894	638.410.895
24-dic.	-	1	615.946.940	615.946.941
25-dic.	-	1	618.737.504	618.737.505
26-dic.	-	1	640.095.175	640.095.176
27-dic.	-	1	664.632.741	664.632.742
28-dic.	-	1	665.417.843	665.417.844
29-dic.	-	1	649.912.682	649.912.683
30-dic.	-	1	645.816.156	645.816.157
31-dic.	-	1	598.291.301	598.291.302



Observaciones / Notes

Seguimiento diario provisional existencias. Daily provisional stocks monitoring (d+1)

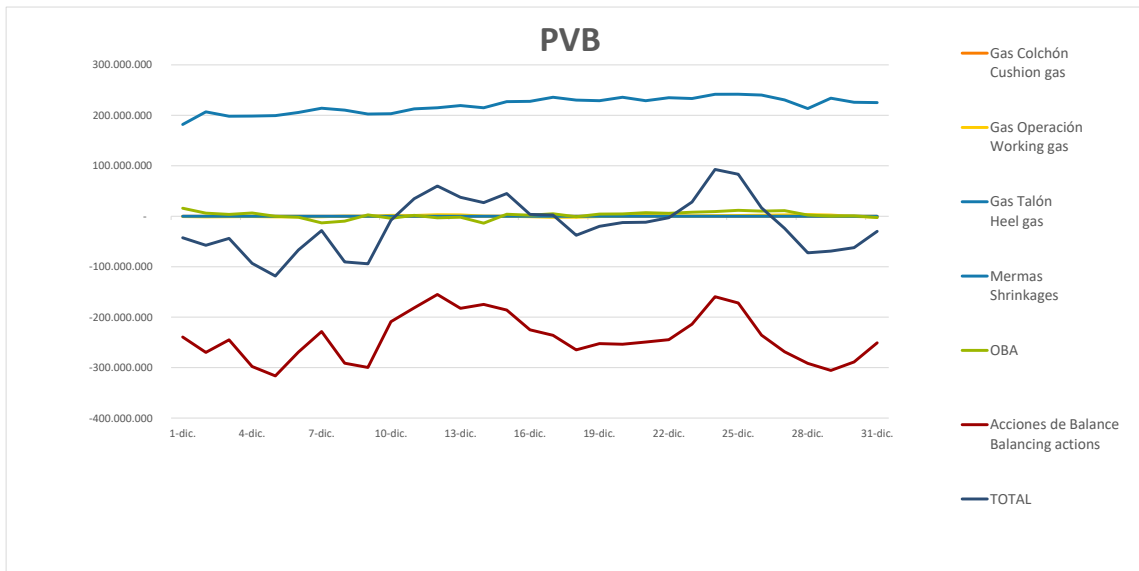
TVB						
Fecha Date	Correcciones Corrections	Desbalance TVB Imbalance TVB	Mermas Shrinkages	OBA	TOTAL	
1-dic.	3.899.449	- 68.069	408.622.121	- 642.037.936	- 229.584.435	
2-dic.	3.888.256	- 371.738	408.865.309	- 662.293.741	- 249.911.914	
3-dic.	3.888.256	- 376.964	406.828.877	- 726.690.046	- 316.349.877	
4-dic.	3.888.256	- 530.718	407.754.565	- 754.323.829	- 343.211.726	
5-dic.	3.888.256	- 576.250	411.054.025	- 757.321.338	- 342.955.307	
6-dic.	3.888.256	- 576.629	407.070.019	- 780.981.676	- 370.600.030	
7-dic.	3.888.256	- 578.821	418.659.406	- 818.701.815	- 396.732.974	
8-dic.	3.888.256	- 581.195	406.716.269	- 911.540.116	- 501.516.786	
9-dic.	3.888.256	- 583.301	448.786.788	- 1.054.596.630	- 602.504.887	
10-dic.	3.888.256	- 588.322	409.699.408	- 1.128.274.314	- 715.274.972	
11-dic.	3.888.256	- 589.560	429.508.320	- 1.142.976.198	- 710.169.182	
12-dic.	3.888.256	- 590.049	419.703.899	- 1.092.320.415	- 669.318.309	
13-dic.	3.888.256	- 591.171	392.046.431	- 1.015.249.884	- 619.906.368	
14-dic.	3.888.256	- 592.746	423.726.349	- 994.983.011	- 567.961.152	
15-dic.	3.888.256	- 593.471	420.318.358	- 988.154.118	- 564.540.975	
16-dic.	3.888.256	- 597.954	420.205.475	- 970.366.207	- 546.870.430	
17-dic.	3.888.256	- 599.249	421.773.770	- 960.378.089	- 535.315.312	
18-dic.	3.888.256	- 599.800	426.445.828	- 929.457.330	- 499.723.046	
19-dic.	3.888.256	- 601.705	410.133.824	- 850.167.906	- 436.747.531	
20-dic.	3.888.256	- 602.001	410.371.262	- 755.319.881	- 341.662.364	
21-dic.	3.888.256	- 2.530.078	404.810.041	- 731.928.716	- 325.760.497	
22-dic.	3.888.256	- 3.140.957	389.310.401	- 663.472.066	- 273.414.366	
23-dic.	3.888.256	- 3.284.984	386.207.628	- 630.429.035	- 243.618.135	
24-dic.	3.888.256	- 756.124	391.382.059	- 610.116.817	- 215.602.626	
25-dic.	3.888.256	- 756.833	377.351.822	- 616.795.638	- 236.312.393	
26-dic.	3.888.256	- 757.743	364.866.973	- 634.372.626	- 266.375.140	
27-dic.	3.888.256	- 758.723	382.798.000	- 653.346.270	- 267.418.737	
28-dic.	3.888.256	- 761.553	384.172.102	- 653.286.829	- 265.988.024	
29-dic.	3.888.256	- 764.329	407.826.932	- 651.131.068	- 240.180.209	
30-dic.	3.888.256	- 785.755	380.492.235	- 650.037.424	- 266.442.688	
31-dic.	3.888.256	- 787.524	367.093.179	- 582.837.991	- 212.644.080	



Observaciones / Notes

Seguimiento diario provisional existencias. Daily provisional stocks monitoring (d+1)

PVB								
Fecha Date	Acciones de Balance Balancing actions	Gas Colchón Cushion gas	Gas Operación Working gas	Gas Talón Heel gas	Mermas Shrinkages	OBA	TOTAL	
1-dic.	- 239.476.421	-	818.230	-	181.910.075	15.873.357	- 42.511.219	
2-dic.	- 269.758.035	-	1.173.129	-	206.957.262	6.292.631	- 57.681.271	
3-dic.	- 244.896.308	-	845.878	-	198.332.080	3.590.657	- 43.819.449	
4-dic.	- 297.836.436	-	620.379	-	198.571.980	6.603.578	- 93.281.257	
5-dic.	- 316.440.394	-	1.303.664	-	199.402.435	63.253	- 118.404.876	
6-dic.	- 269.145.666	-	1.230.858	-	205.589.714	1.964.228	- 66.751.038	
7-dic.	- 228.607.852	-	911.752	-	214.182.114	12.968.307	- 28.305.797	
8-dic.	- 291.187.603	-	180.000	-	210.299.096	9.671.743	- 90.380.250	
9-dic.	- 299.626.641	-	124.693	-	202.609.613	2.875.478	- 94.266.243	
10-dic.	- 208.818.826	-	1.949.120	-	203.232.274	4.238.308	- 7.875.740	
11-dic.	- 181.475.293	-	1.418.952	-	212.978.651	1.728.487	34.650.797	
12-dic.	- 155.056.468	-	3.011.652	-	215.128.466	3.196.542	59.887.108	
13-dic.	- 182.519.160	-	2.587.338	-	219.308.279	1.958.078	37.418.379	
14-dic.	- 174.803.811	-	225.865	-	215.159.558	13.697.941	26.883.671	
15-dic.	- 185.941.505	-	162.494	-	227.190.517	4.009.143	45.095.661	
16-dic.	- 225.067.658	-	1.109.493	-	227.792.447	2.060.053	3.675.349	
17-dic.	- 235.948.552	-	2.150.690	-	235.702.596	4.881.741	2.485.095	
18-dic.	- 264.726.119	-	2.017.019	-	230.310.573	1.108.484	- 37.541.049	
19-dic.	- 252.346.027	-	824.577	-	228.951.822	4.240.147	- 19.978.635	
20-dic.	- 253.524.522	-	798.502	-	235.693.649	4.638.557	- 12.393.814	
21-dic.	- 249.342.601	-	1.665.062	-	228.861.863	6.985.553	- 11.830.123	
22-dic.	- 244.538.498	-	900.624	-	234.930.683	5.789.655	- 2.917.536	
23-dic.	- 213.960.052	-	752.247	-	233.340.040	8.080.615	28.212.850	
24-dic.	- 159.427.964	-	1.142.265	-	241.790.484	9.223.578	92.728.363	
25-dic.	- 171.948.524	-	1.534.672	-	241.860.521	11.635.136	83.081.805	
26-dic.	- 235.602.369	-	1.978.291	-	240.291.928	10.146.420	16.814.270	
27-dic.	- 268.539.188	-	2.828.223	-	230.626.002	11.075.362	- 24.009.601	
28-dic.	- 291.598.437	-	3.365.816	-	213.506.713	2.290.553	- 72.435.355	
29-dic.	- 305.593.933	-	2.282.262	-	233.978.405	345.104	- 68.988.162	
30-dic.	- 288.759.310	-	261.852	-	225.761.854	890.797	- 62.368.511	
31-dic.	- 250.844.625	-	1.914.088	-	225.392.749	2.447.900	- 29.813.864	



Observaciones / Notes