



# **Seguimiento Cuentas del GTS**

**Información diaria provisional (d+1)**

# Resumen Cuentas GTS en infraestructuras: Agosto 2020

Seguimiento diario provisional de existencias (d+1)

## PVB

Unidad kWh	1-ago.	31-ago.
Acciones de Balance	-268.242.197	-373.356.054
Gas Colchón	0	0
Gas Operación	665.586	-1.256.602
Gas Talón	0	0
Mermas	280.460.949	329.612.835
OBA	-4.727.697	852.501
<b>TOTAL gas en PVB</b>	<b>8.156.641</b>	<b>-44.147.320</b>

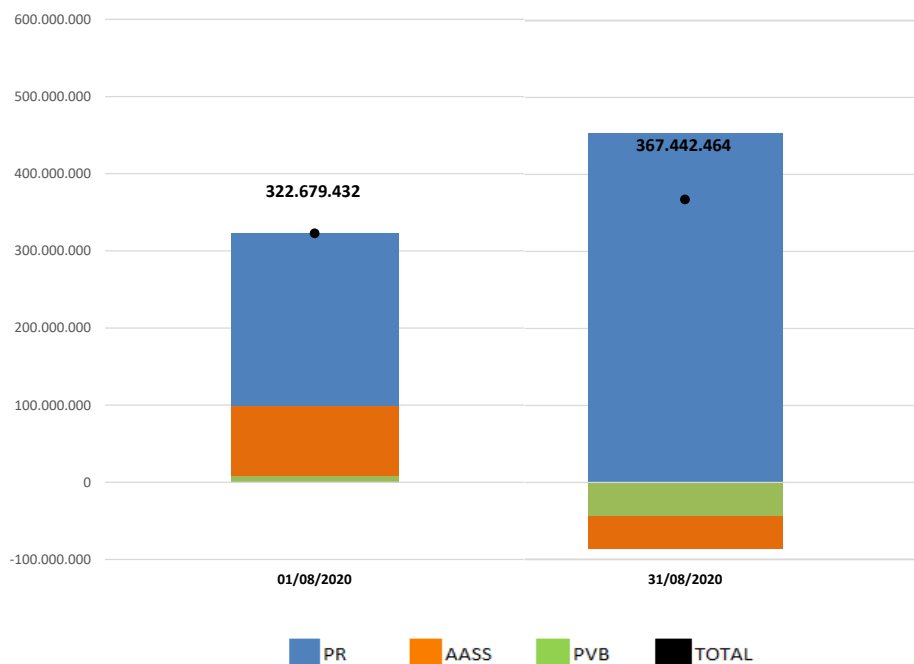
## AVB

Unidad kWh	1-ago.	31-ago.
Mermas	36.000.001	36.000.001
OBA	54.495.756	-78.657.335
Desbalance AVB	2.000	2.000
<b>TOTAL</b>	<b>90.497.757</b>	<b>-42.655.334</b>

## TVB

Unidad kWh	1-ago.	31-ago.
Mermas	285.444.304	327.252.071
OBA	-61.240.381	127.281.920
Desbalance en TVB	-178.889	-288.873
<b>TOTAL</b>	<b>224.025.034</b>	<b>454.245.118</b>

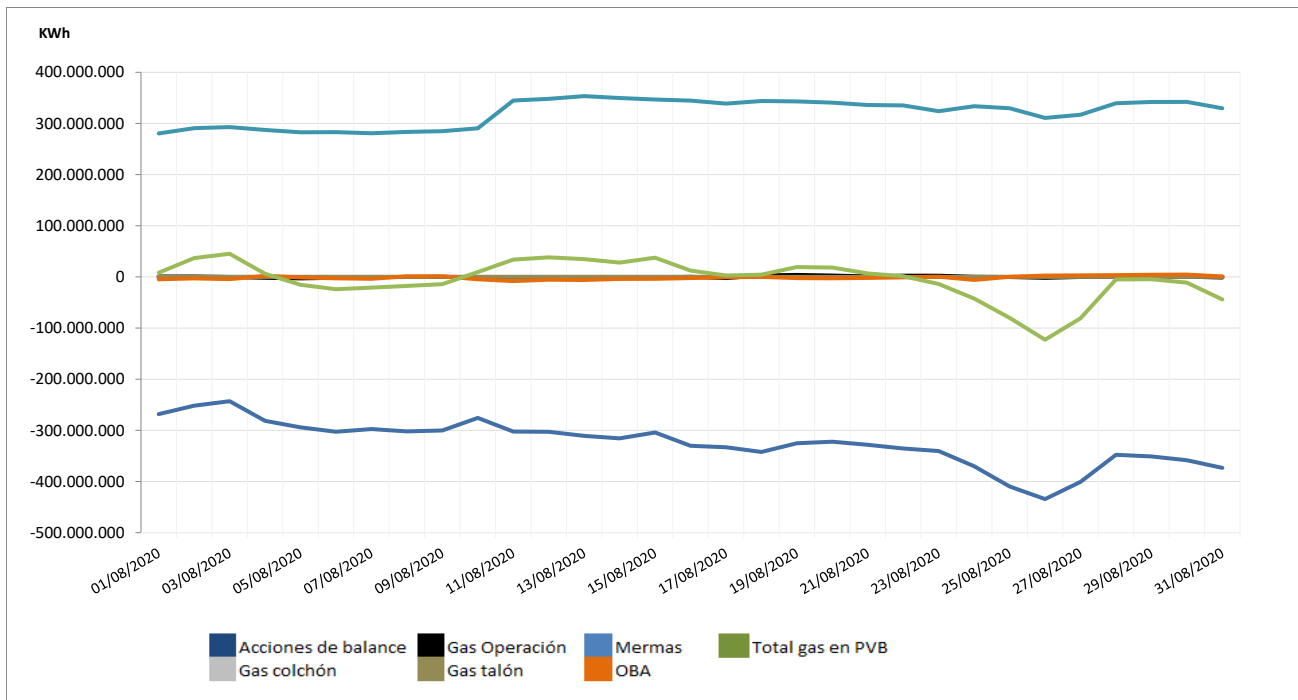
KWh



Observaciones

## Seguimiento diario provisional de existencias (d+1)

Unidad:KWh							
	Acciones de Balance	Gas Colchón	Gas Operación	Gas Talón	Mermas	OBA	TOTAL gas en PVB
1-ago.-20	-268.242.197	0	665.586	0	280.460.949	-4.727.697	<b>8.156.641</b>
2-ago.-20	-251.800.629	0	691.126	0	290.782.433	-2.877.828	<b>36.795.102</b>
3-ago.-20	-243.018.089	0	-177.679	0	292.826.443	-4.423.591	<b>45.207.084</b>
4-ago.-20	-281.395.767	0	-1.688.642	0	287.269.462	1.985.918	<b>6.170.971</b>
5-ago.-20	-294.149.889	0	-2.910.150	0	282.717.843	-1.094.975	<b>-15.437.171</b>
6-ago.-20	-302.697.427	0	-1.652.406	0	282.990.456	-2.785.836	<b>-24.145.213</b>
7-ago.-20	-297.530.827	0	-495.258	0	280.818.840	-3.745.367	<b>-20.952.612</b>
8-ago.-20	-302.008.569	0	-102.809	0	283.369.576	1.098.829	<b>-17.642.973</b>
9-ago.-20	-300.237.507	0	30.291	0	284.871.167	1.151.797	<b>-14.184.252</b>
10-ago.-20	-275.674.073	0	-661.025	0	290.479.686	-4.747.949	<b>9.396.639</b>
11-ago.-20	-302.333.402	0	-476.299	0	344.755.854	-8.189.454	<b>33.756.699</b>
12-ago.-20	-302.858.729	0	-1.528.899	0	348.081.613	-5.522.265	<b>38.171.720</b>
13-ago.-20	-310.771.165	0	-1.858.481	0	353.373.688	-6.030.883	<b>34.713.159</b>
14-ago.-20	-315.670.969	0	-2.106.590	0	349.714.332	-4.001.228	<b>27.935.545</b>
15-ago.-20	-304.145.995	0	-1.374.537	0	346.797.373	-3.790.768	<b>37.486.073</b>
16-ago.-20	-330.211.380	0	162.537	0	344.668.622	-2.291.716	<b>12.328.063</b>
17-ago.-20	-333.046.692	0	-2.260.717	0	338.789.619	-760.377	<b>2.721.833</b>
18-ago.-20	-342.238.666	0	2.787.426	0	343.799.497	15.071	<b>4.363.328</b>
19-ago.-20	-325.251.621	0	3.870.654	0	343.070.223	-2.431.182	<b>19.258.074</b>
20-ago.-20	-322.227.737	0	2.570.854	0	340.627.675	-2.737.875	<b>18.232.917</b>
21-ago.-20	-328.249.928	0	994.397	0	336.021.768	-2.062.251	<b>6.703.986</b>
22-ago.-20	-335.424.671	0	2.424.795	0	335.250.019	-996.558	<b>1.253.585</b>
23-ago.-20	-340.447.460	0	2.263.806	0	323.935.384	414.182	<b>-13.834.088</b>
24-ago.-20	-370.158.882	0	141.621	0	333.669.115	-5.992.492	<b>-42.340.638</b>
25-ago.-20	-409.765.117	0	-198.673	0	329.659.915	168.527	<b>-80.135.348</b>
26-ago.-20	-434.356.845	0	-1.820.528	0	310.821.218	2.508.732	<b>-122.847.423</b>
27-ago.-20	-400.772.076	0	-87.684	0	316.988.118	2.952.102	<b>-80.919.540</b>
28-ago.-20	-347.804.310	0	28.604	0	339.465.027	3.384.108	<b>-4.926.571</b>
29-ago.-20	-351.021.981	0	301.253	0	341.969.454	4.177.419	<b>-4.573.855</b>
30-ago.-20	-358.484.290	0	509.257	0	342.113.600	4.539.883	<b>-11.321.550</b>
31-ago.-20	-373.356.054	0	-1.256.602	0	329.612.835	852.501	<b>-44.147.320</b>



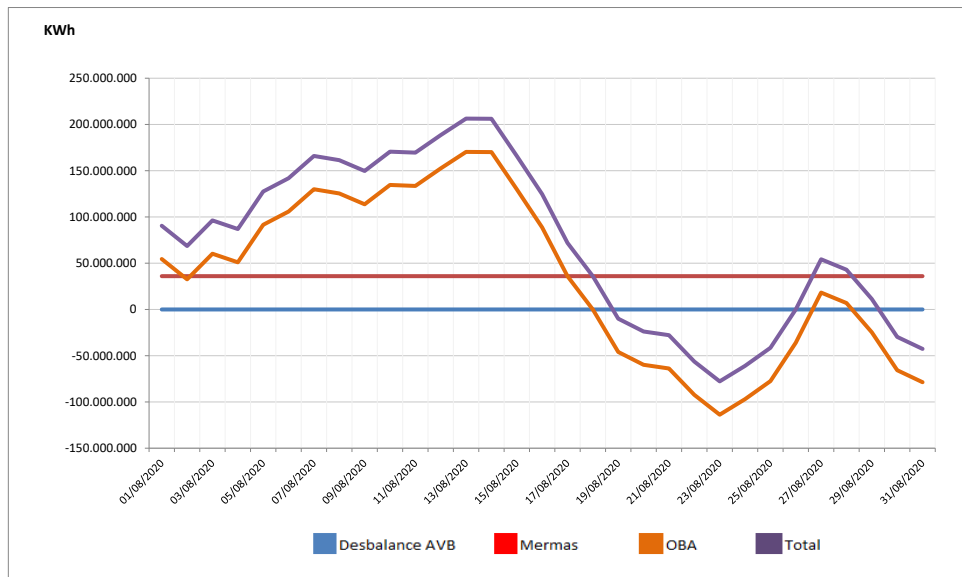
Observaciones:

# Cuentas GTS en AVB: Agosto 2020

## Seguimiento diario provisional de existencias (d+1)

Unidad:KWh	Desbalance AVB	Mermas	OBA	TOTAL
1-ago.	2.000	36.000.001	54.495.756	90.497.757
2-ago.	2.000	36.000.001	32.574.291	68.576.292
3-ago.	2.000	36.000.001	60.261.030	96.263.031
4-ago.	2.000	36.000.001	50.966.674	86.968.675
5-ago.	2.000	36.000.001	91.519.694	127.521.695
6-ago.	2.000	36.000.001	105.855.794	141.857.795
7-ago.	2.000	36.000.001	129.966.566	165.968.567
8-ago.	2.000	36.000.001	125.389.659	161.391.660
9-ago.	2.000	36.000.001	113.720.792	149.722.793
10-ago.	2.000	36.000.001	134.601.130	170.603.131
11-ago.	2.000	36.000.001	133.546.363	169.548.364
12-ago.	2.000	36.000.001	152.506.897	188.508.898
13-ago.	2.000	36.000.001	170.340.903	206.342.904
14-ago.	2.000	36.000.001	170.146.465	206.148.466
15-ago.	2.000	36.000.001	129.899.406	165.901.407
16-ago.	2.000	36.000.001	88.617.471	124.619.472
17-ago.	2.000	36.000.001	35.915.625	71.917.626
18-ago.	2.000	36.000.001	-134.296	35.867.705
19-ago.	2.000	36.000.001	-45.971.901	-9.969.900
20-ago.	2.000	36.000.001	-59.836.883	-23.834.882
21-ago.	2.000	36.000.001	-63.815.929	-27.813.928
22-ago.	2.000	36.000.001	-92.304.456	-56.302.455
23-ago.	2.000	36.000.001	-113.741.097	-77.739.096
24-ago.	2.000	36.000.001	-96.966.186	-60.964.185
25-ago.	2.000	36.000.001	-77.473.695	-41.471.694
26-ago.	2.000	36.000.001	-36.001.627	374
27-ago.	2.000	36.000.001	18.239.050	54.241.051
28-ago.	2.000	36.000.001	6.954.803	42.956.804
29-ago.	2.000	36.000.001	-24.729.452	11.272.549
30-ago.	2.000	36.000.001	-65.672.738	-29.670.737
31-ago.	2.000	36.000.001	-78.657.335	-42.655.334

### Evolución existencias cuentas GTS en AVB

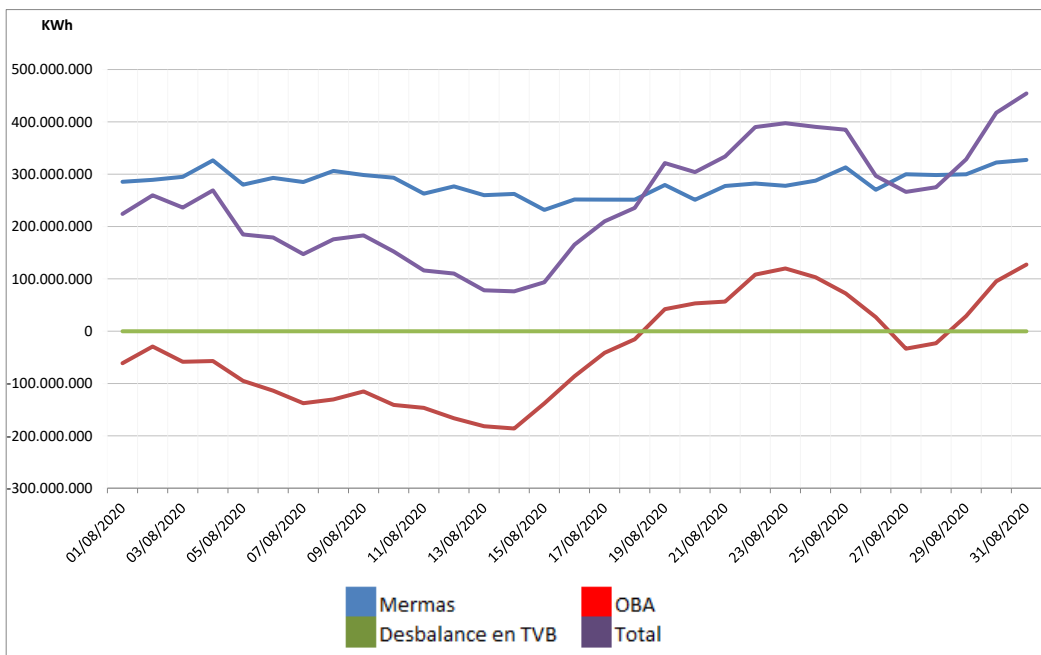


Observaciones:

## Seguimiento diario provisional de existencias (d+1)

Unidad: KWh	Mermas	OBA	Desbalance en TVB	TOTAL
1-ago.	285.444.304	-61.240.381	-178.889	224.025.034
2-ago.	289.184.471	-29.339.200	-178.889	259.666.382
3-ago.	294.926.576	-58.519.329	-178.889	236.228.358
4-ago.	326.339.692	-57.109.043	-178.889	269.051.760
5-ago.	279.930.108	-94.986.703	-178.889	184.764.516
6-ago.	292.883.997	-113.735.088	-178.889	178.970.020
7-ago.	285.033.841	-137.674.959	-178.889	147.179.993
8-ago.	306.193.934	-130.480.370	-178.889	175.534.675
9-ago.	298.404.262	-115.195.381	-178.889	183.029.992
10-ago.	293.254.016	-140.902.164	-186.685	152.165.167
11-ago.	262.768.226	-146.578.821	-186.685	116.002.720
12-ago.	276.699.330	-166.416.187	-186.685	110.096.458
13-ago.	259.887.260	-181.633.989	-186.685	78.066.586
14-ago.	262.282.904	-185.988.546	-186.685	76.107.673
15-ago.	231.688.277	-138.015.013	-186.685	93.486.579
16-ago.	251.630.053	-86.169.670	-186.685	165.273.698
17-ago.	251.381.408	-41.292.386	-186.685	209.902.337
18-ago.	251.254.433	-15.524.245	-186.685	235.543.503
19-ago.	279.368.764	42.052.566	-186.685	321.234.645
20-ago.	251.072.271	53.065.131	-186.685	303.950.717
21-ago.	277.460.628	56.564.070	-186.685	333.838.013
22-ago.	282.134.590	108.084.927	-186.685	390.032.832
23-ago.	277.766.074	119.840.634	-186.685	397.420.023
24-ago.	287.559.651	102.997.265	-186.685	390.370.231
25-ago.	312.975.263	72.223.492	-186.685	385.012.070
26-ago.	270.245.113	26.757.486	-186.685	296.815.914
27-ago.	299.788.251	-33.474.932	-186.685	266.126.634
28-ago.	298.362.621	-22.994.860	-288.873	275.078.888
29-ago.	299.777.692	28.952.893	-288.873	328.441.712
30-ago.	322.306.653	95.395.846	-288.873	417.413.626
31-ago.	327.252.071	127.281.920	-288.873	454.245.118

## Evolución existencias cuentas GTS en TVB



Observaciones: