



Seguimiento Cuentas del GTS

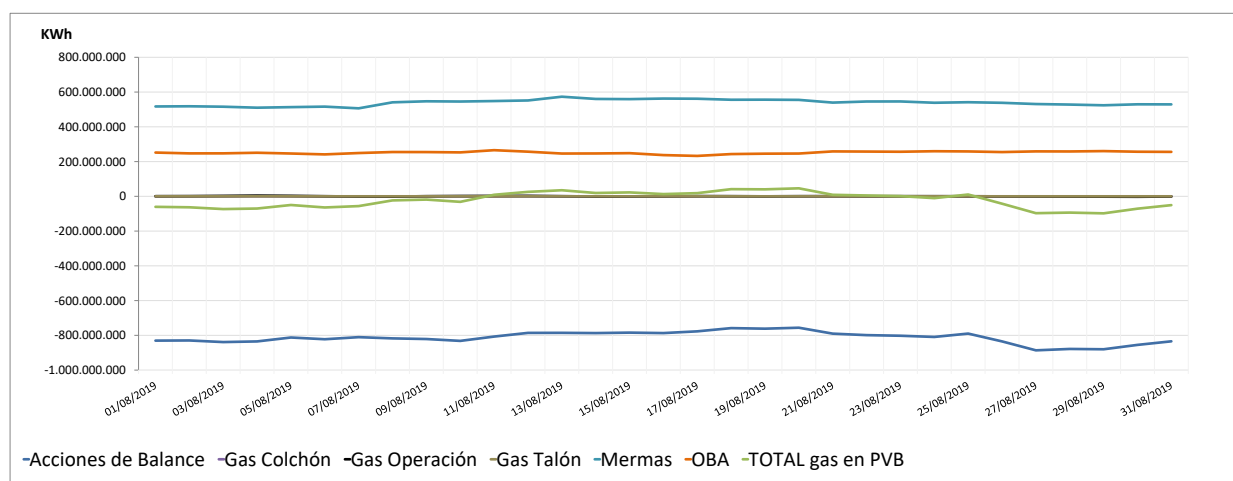
Información diaria provisional (d+1)

agosto-19

Seguimiento diario provisional de existencias (d+1)

Unidad:KWh	Acciones de Balance	Gas Colchón	Gas Operación	Gas Talón	Mermas	OBA	TOTAL gas en PVB
1-ago.-19	-830.368.773	0	837.066	0	517.090.752	251.875.400	-60.565.555
2-ago.-19	-829.462.234	0	1.168.637	0	518.131.260	247.090.653	-63.071.684
3-ago.-19	-838.751.383	0	2.392.547	0	515.729.480	247.317.337	-73.312.019
4-ago.-19	-835.092.632	0	3.950.841	0	510.119.762	250.725.853	-70.296.176
5-ago.-19	-812.385.665	0	2.882.702	0	513.208.492	246.434.625	-49.859.846
6-ago.-19	-822.388.582	0	672.995	0	516.160.348	241.300.724	-64.254.515
7-ago.-19	-810.265.464	0	-1.396.889	0	506.332.438	249.164.631	-56.165.284
8-ago.-19	-817.502.889	0	-1.825.166	0	540.916.271	254.919.368	-23.492.416
9-ago.-19	-821.162.821	0	872.328	0	546.901.460	254.611.968	-18.777.065
10-ago.-19	-831.986.367	0	1.865.782	0	545.418.782	252.869.703	-31.832.100
11-ago.-19	-807.109.606	0	2.361.032	0	548.258.921	265.494.043	9.004.390
12-ago.-19	-785.910.097	0	2.603.943	0	551.782.380	257.125.547	25.601.773
13-ago.-19	-785.415.410	0	805.977	0	573.379.789	246.250.065	35.020.421
14-ago.-19	-786.941.199	0	-1.080.104	0	560.407.931	246.771.697	19.158.325
15-ago.-19	-784.466.001	0	-688.258	0	559.318.836	248.444.793	22.609.370
16-ago.-19	-786.884.584	0	-84.141	0	562.602.707	237.397.758	13.031.740
17-ago.-19	-777.007.341	0	1.121.165	0	561.670.804	232.613.643	18.398.271
18-ago.-19	-758.460.609	0	826.818	0	555.799.832	243.146.422	41.312.463
19-ago.-19	-761.570.759	0	-38.523	0	556.254.990	245.511.501	40.157.209
20-ago.-19	-756.062.308	0	899.344	0	555.001.962	246.206.899	46.045.897
21-ago.-19	-790.119.320	0	1.002.535	0	539.350.531	258.509.137	8.742.883
22-ago.-19	-798.707.470	0	402.180	0	545.645.587	257.512.795	4.853.092
23-ago.-19	-802.207.107	0	821.441	0	545.940.350	256.550.855	1.105.539
24-ago.-19	-809.276.000	0	707.371	0	538.527.892	259.544.367	-10.496.370
25-ago.-19	-789.950.631	0	497.943	0	541.536.068	258.391.658	10.475.038
26-ago.-19	-834.754.388	0	-370.031	0	538.189.295	254.586.855	-42.348.269
27-ago.-19	-886.189.485	0	-660.887	0	531.157.797	258.778.267	-96.914.308
28-ago.-19	-878.398.969	0	-1.369.562	0	527.917.776	258.147.410	-93.703.345
29-ago.-19	-880.222.984	0	-1.926.143	0	523.939.686	260.283.156	-97.926.285
30-ago.-19	-854.844.904	0	-2.549.840	0	529.572.507	256.756.162	-71.066.075
31-ago.-19	-834.324.134	0	-1.101.028	0	529.043.337	255.733.985	-50.647.840

Evolución existencias cuentas GTS en PVB



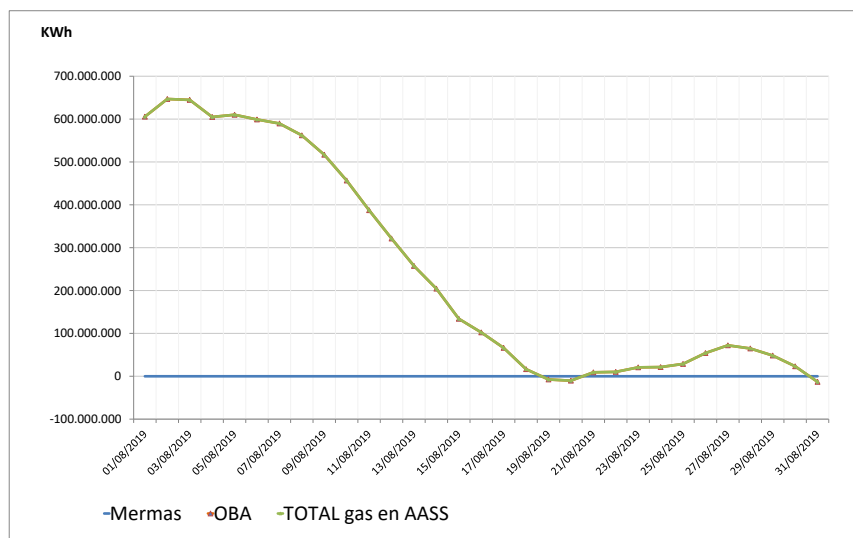
Observaciones:

Cuentas GTS en AASS: Agosto 2019

Seguimiento diario provisional de existencias (d+1)

Unidad:KWh	Mermas	OBA	TOTAL gas en AASS
1-ago.	0	605.551.785	605.551.785
2-ago.	0	646.884.280	646.884.280
3-ago.	0	644.776.715	644.776.715
4-ago.	0	604.968.449	604.968.449
5-ago.	0	610.084.590	610.084.590
6-ago.	0	599.074.158	599.074.158
7-ago.	0	589.772.389	589.772.389
8-ago.	0	562.145.411	562.145.411
9-ago.	0	516.863.198	516.863.198
10-ago.	0	456.626.556	456.626.556
11-ago.	0	387.470.131	387.470.131
12-ago.	0	321.392.462	321.392.462
13-ago.	0	257.530.107	257.530.107
14-ago.	0	204.394.255	204.394.255
15-ago.	0	134.086.393	134.086.393
16-ago.	0	102.350.587	102.350.587
17-ago.	0	66.265.020	66.265.020
18-ago.	0	16.525.050	16.525.050
19-ago.	0	-7.471.903	-7.471.903
20-ago.	0	-10.269.851	-10.269.851
21-ago.	0	9.255.523	9.255.523
22-ago.	0	10.190.763	10.190.763
23-ago.	0	20.767.487	20.767.487
24-ago.	0	21.367.505	21.367.505
25-ago.	0	28.811.912	28.811.912
26-ago.	0	54.131.707	54.131.707
27-ago.	0	72.189.830	72.189.830
28-ago.	0	64.856.247	64.856.247
29-ago.	0	48.329.737	48.329.737
30-ago.	0	23.294.488	23.294.488
31-ago.	0	-13.012.327	-13.012.327

Evolución existencias cuentas GTS en AASS



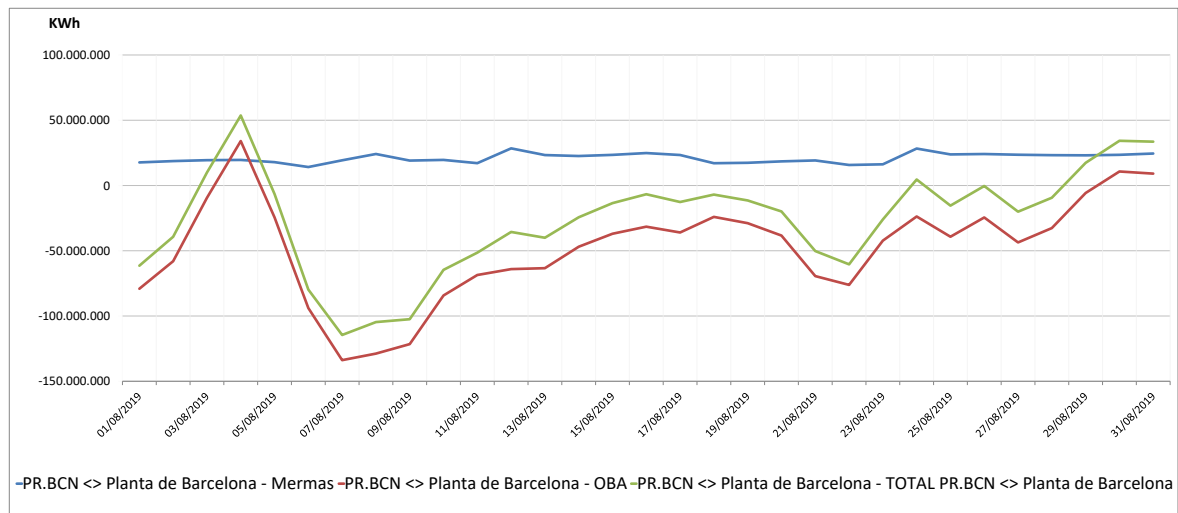
Observaciones :

Cuentas GTS en PR Barcelona: Agosto 2019

Seguimiento diario provisional de existencias (d+1)

Unidad: KWh			
	Mermas	OBA	TOTAL PR.BCN <> Planta de Barcelona
1-ago.	17.670.693	-79.102.655	-61.431.962
2-ago.	18.705.044	-58.004.134	-39.299.090
3-ago.	19.407.583	-9.466.966	9.940.617
4-ago.	19.592.949	34.054.042	53.646.991
5-ago.	17.906.138	-24.458.809	-6.552.671
6-ago.	14.149.560	-93.899.273	-79.749.713
7-ago.	19.297.025	-133.817.085	-114.520.060
8-ago.	24.152.316	-128.807.032	-104.654.716
9-ago.	19.088.928	-121.520.517	-102.431.589
10-ago.	19.612.879	-84.240.396	-64.627.517
11-ago.	17.105.217	-68.566.354	-51.461.137
12-ago.	28.465.243	-64.059.940	-35.594.697
13-ago.	23.313.763	-63.338.819	-40.025.056
14-ago.	22.574.002	-46.924.668	-24.350.666
15-ago.	23.472.262	-36.963.569	-13.491.307
16-ago.	24.857.523	-31.552.930	-6.695.407
17-ago.	23.379.233	-36.007.389	-12.628.156
18-ago.	17.075.246	-24.035.691	-6.960.445
19-ago.	17.409.830	-28.857.789	-11.447.959
20-ago.	18.482.365	-38.348.006	-19.865.641
21-ago.	19.195.839	-69.419.716	-50.223.877
22-ago.	15.725.381	-76.143.278	-60.417.897
23-ago.	16.220.805	-42.229.358	-26.008.553
24-ago.	28.330.000	-23.744.596	4.585.404
25-ago.	23.813.948	-39.240.597	-15.426.649
26-ago.	24.125.450	-24.502.014	-376.564
27-ago.	23.564.326	-43.628.715	-20.064.389
28-ago.	23.242.111	-32.622.764	-9.380.653
29-ago.	23.125.122	-5.739.536	17.385.586
30-ago.	23.522.167	10.728.078	34.250.245
31-ago.	24.507.342	9.084.733	33.592.075

Evolución existencias cuentas GTS en PR Barcelona



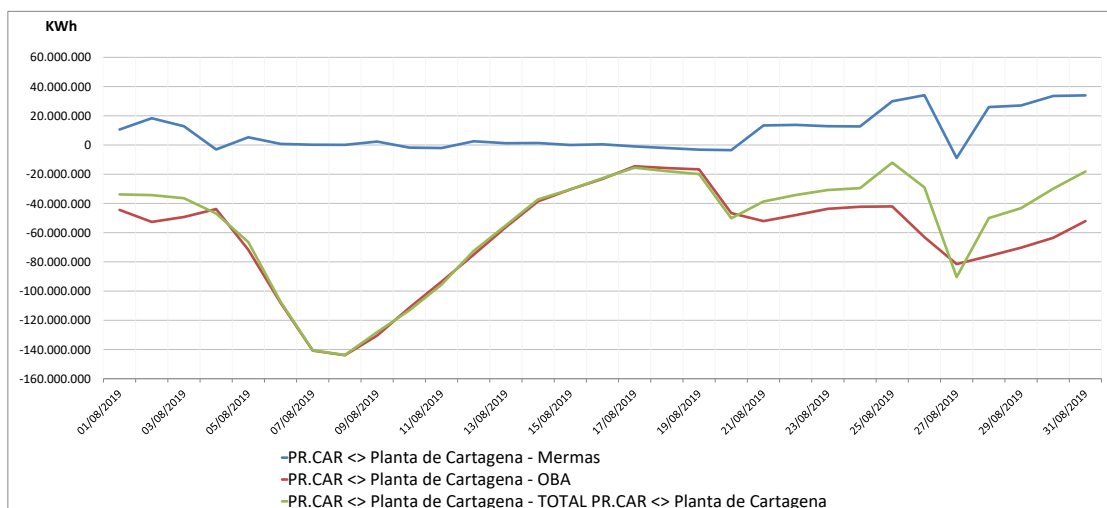
Observaciones:

Cuentas GTS en PR Cartagena: Agosto 2019

Seguimiento diario provisional de existencias (d+1)

Unidad: kWh	Mermas	OBA	TOTAL PR.CAR <> Planta de Cartagena
1-ago.	10.596.608	-44.420.968	-33.824.360
2-ago.	18.329.303	-52.640.914	-34.311.611
3-ago.	12.849.980	-49.290.978	-36.440.998
4-ago.	-3.045.924	-43.854.449	-46.900.373
5-ago.	5.296.229	-71.773.251	-66.477.022
6-ago.	761.512	-108.029.383	-107.267.871
7-ago.	193.729	-140.744.543	-140.550.814
8-ago.	95.050	-143.896.766	-143.801.716
9-ago.	2.347.813	-130.467.701	-128.119.888
10-ago.	-1.784.840	-111.447.050	-113.231.890
11-ago.	-2.062.230	-93.527.362	-95.589.592
12-ago.	2.558.748	-75.083.951	-72.525.203
13-ago.	1.237.922	-56.195.656	-54.957.734
14-ago.	1.362.836	-38.574.378	-37.211.542
15-ago.	8.437	-30.409.646	-30.401.209
16-ago.	474.505	-23.195.912	-22.721.407
17-ago.	-975.093	-14.564.016	-15.539.109
18-ago.	-2.084.744	-15.820.319	-17.905.063
19-ago.	-3.181.447	-16.698.725	-19.880.172
20-ago.	-3.527.268	-46.623.738	-50.151.006
21-ago.	13.384.993	-52.095.675	-38.710.682
22-ago.	13.762.188	-48.007.919	-34.245.731
23-ago.	12.877.252	-43.693.836	-30.816.584
24-ago.	12.721.055	-42.255.251	-29.534.196
25-ago.	29.940.345	-42.032.563	-12.092.218
26-ago.	34.074.442	-63.103.573	-29.029.131
27-ago.	-8.882.470	-81.517.568	-90.400.038
28-ago.	25.985.254	-76.024.568	-50.039.314
29-ago.	27.040.086	-70.284.782	-43.244.696
30-ago.	33.578.405	-63.529.887	-29.951.482
31-ago.	33.965.238	-52.103.716	-18.138.478

Evolución existencias cuentas GTS en PR Cartagena



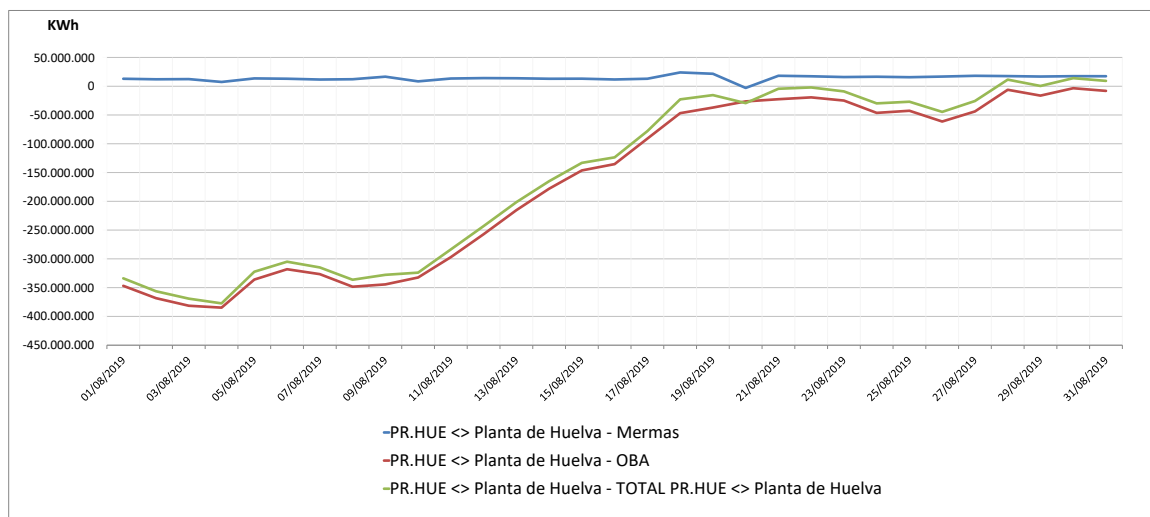
Observaciones:

Cuentas GTS en PR Huelva: Agosto 2019

Seguimiento diario provisional de existencias (d+1)

Unidad: KWh			
	Mermas	OBA	TOTAL PR.HUE <> Planta de Huelva
1-ago.	13.013.878	-346.818.814	-333.804.936
2-ago.	12.045.215	-368.306.836	-356.261.621
3-ago.	12.383.243	-381.488.054	-369.104.811
4-ago.	7.414.454	-384.745.358	-377.330.904
5-ago.	13.609.240	-335.978.947	-322.369.707
6-ago.	13.041.683	-317.981.432	-304.939.749
7-ago.	11.659.654	-326.539.982	-314.880.328
8-ago.	12.173.796	-348.447.252	-336.273.456
9-ago.	16.612.363	-344.356.322	-327.743.959
10-ago.	8.405.238	-332.370.375	-323.965.137
11-ago.	13.370.576	-296.962.825	-283.592.249
12-ago.	14.136.969	-257.148.086	-243.011.117
13-ago.	13.900.000	-215.395.907	-201.495.907
14-ago.	12.999.370	-178.075.513	-165.076.143
15-ago.	13.111.497	-146.317.666	-133.206.169
16-ago.	11.730.412	-135.337.314	-123.606.902
17-ago.	13.027.837	-90.978.641	-77.950.804
18-ago.	23.960.068	-46.782.926	-22.822.858
19-ago.	21.664.956	-37.084.223	-15.419.267
20-ago.	-2.949.440	-26.365.409	-29.314.849
21-ago.	18.142.372	-22.535.553	-4.393.181
22-ago.	17.245.166	-19.383.432	-2.138.266
23-ago.	15.911.972	-24.906.781	-8.994.809
24-ago.	16.478.786	-46.275.624	-29.796.838
25-ago.	15.654.343	-42.606.073	-26.951.730
26-ago.	16.751.249	-61.332.766	-44.581.517
27-ago.	18.121.147	-43.777.896	-25.656.749
28-ago.	17.604.975	-6.151.591	11.453.384
29-ago.	16.802.443	-16.333.121	469.322
30-ago.	17.507.502	-3.489.357	14.018.145
31-ago.	17.361.227	-8.081.744	9.279.483

Evolución existencias cuentas GTS en PR Huelva



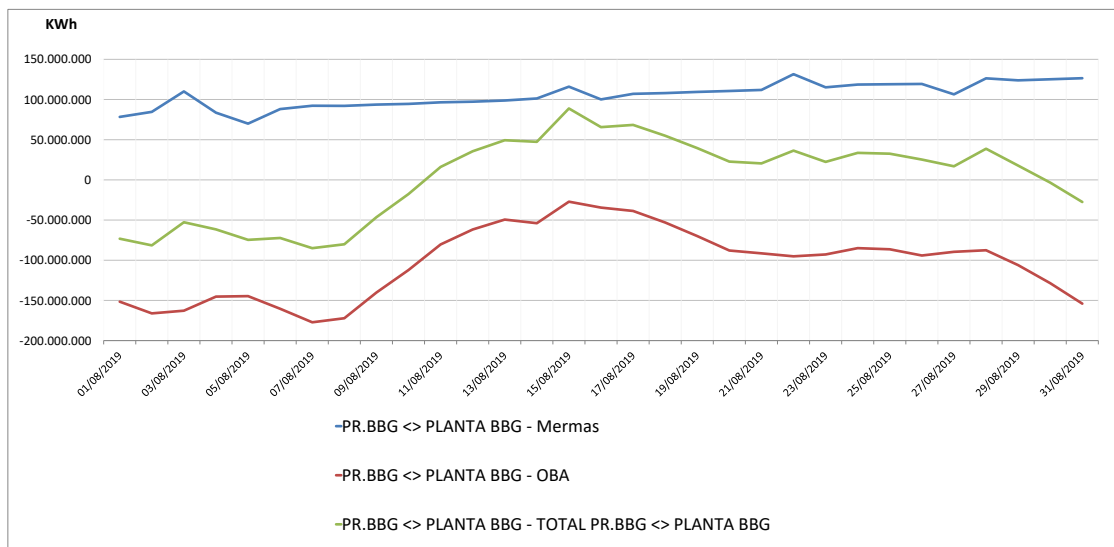
Observaciones:

Cuentas GTS en PR Bilbao: Agosto 2019

Seguimiento diario provisional de existencias (d+1)

Unidad: KWh			
	Mermas	OBA	TOTAL PR.BBG <> PLANTA BBG
1-ago.	78.339.183	-151.559.523	-73.220.340
2-ago.	84.629.540	-166.135.779	-81.506.239
3-ago.	110.060.263	-162.788.341	-52.728.078
4-ago.	83.650.192	-145.273.910	-61.623.718
5-ago.	70.001.263	-144.644.181	-74.642.918
6-ago.	88.124.580	-160.403.666	-72.279.086
7-ago.	92.232.523	-177.217.625	-84.985.102
8-ago.	92.074.185	-172.202.642	-80.128.457
9-ago.	93.692.813	-140.179.896	-46.487.083
10-ago.	94.561.237	-112.195.494	-17.634.257
11-ago.	96.497.863	-80.392.610	16.105.253
12-ago.	97.328.460	-61.723.896	35.604.564
13-ago.	98.777.300	-49.405.366	49.371.934
14-ago.	101.278.502	-53.908.465	47.370.037
15-ago.	116.003.152	-27.143.563	88.859.589
16-ago.	100.140.098	-34.485.840	65.654.258
17-ago.	107.059.066	-38.681.282	68.377.784
18-ago.	107.990.101	-53.051.898	54.938.203
19-ago.	109.450.160	-69.950.050	39.500.110
20-ago.	110.627.429	-87.889.127	22.738.302
21-ago.	111.928.286	-91.401.782	20.526.504
22-ago.	131.546.801	-95.148.697	36.398.104
23-ago.	115.171.930	-92.783.898	22.388.032
24-ago.	118.602.535	-84.967.127	33.635.408
25-ago.	119.006.526	-86.403.723	32.602.803
26-ago.	119.387.089	-94.102.688	25.284.401
27-ago.	106.451.153	-89.527.699	16.923.454
28-ago.	126.354.202	-87.579.671	38.774.531
29-ago.	123.871.157	-106.088.755	17.782.402
30-ago.	125.181.481	-128.572.342	-3.390.861
31-ago.	126.521.401	-154.023.283	-27.501.882

Evolución existencias cuentas GTS en PR Bilbao



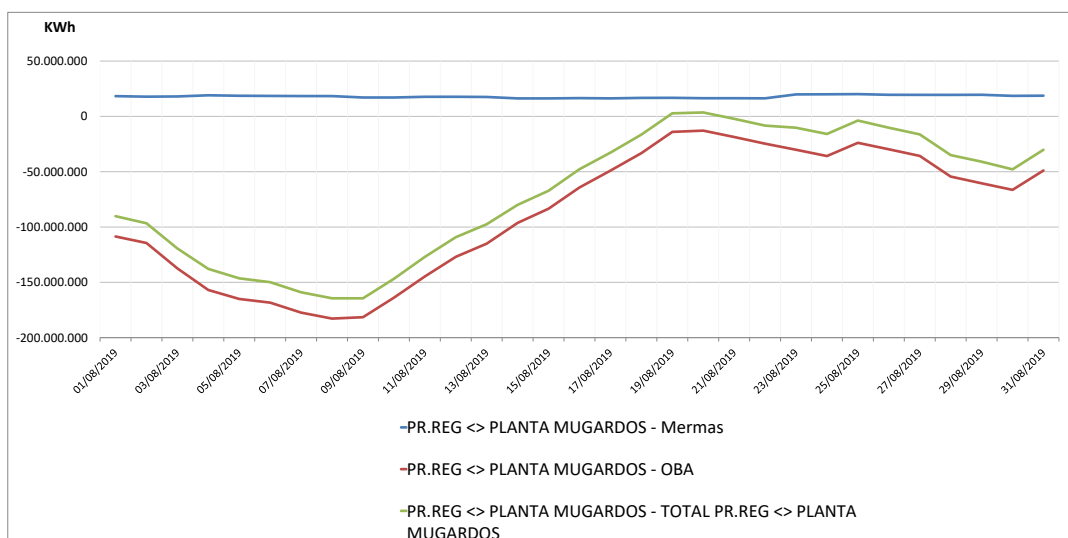
Observaciones:

Cuentas GTS en PR Mugardos: Agosto 2019

Seguimiento diario provisional de existencias (d+1)

Unidad: KWh			
	Mermas	OBA	TOTAL PR.REG <> PLANTA MUGARDOS
1-ago.	18.317.335	-108.530.640	-90.213.305
2-ago.	17.833.203	-114.425.632	-96.592.429
3-ago.	18.029.168	-137.416.048	-119.386.880
4-ago.	19.059.682	-156.909.760	-137.850.078
5-ago.	18.621.743	-165.009.424	-146.387.681
6-ago.	18.475.628	-168.331.872	-149.856.244
7-ago.	18.384.672	-177.365.936	-158.981.264
8-ago.	18.351.475	-182.746.368	-164.394.893
9-ago.	17.068.775	-181.500.752	-164.431.977
10-ago.	17.074.400	-163.855.008	-146.780.608
11-ago.	17.712.283	-144.680.432	-126.968.149
12-ago.	17.724.025	-126.936.576	-109.212.551
13-ago.	17.558.911	-115.021.904	-97.462.993
14-ago.	16.270.880	-96.235.936	-79.965.056
15-ago.	16.242.998	-83.433.712	-67.190.714
16-ago.	16.511.329	-64.245.568	-47.734.239
17-ago.	16.296.391	-49.044.112	-32.747.721
18-ago.	16.732.177	-33.202.656	-16.470.479
19-ago.	16.769.660	-13.995.504	2.774.156
20-ago.	16.419.099	-12.869.086	3.550.013
21-ago.	16.439.558	-18.632.494	-2.192.936
22-ago.	16.310.985	-24.636.286	-8.325.301
23-ago.	19.887.206	-30.130.638	-10.243.432
24-ago.	19.976.307	-35.844.382	-15.868.075
25-ago.	20.137.937	-23.887.982	-3.750.045
26-ago.	19.506.551	-29.745.086	-10.238.535
27-ago.	19.466.054	-35.727.630	-16.261.576
28-ago.	19.437.764	-54.410.406	-34.972.642
29-ago.	19.535.647	-60.488.694	-40.953.047
30-ago.	18.551.179	-66.429.766	-47.878.587
31-ago.	18.722.963	-48.905.078	-30.182.115

Evolución existencias cuentas GTS en PR Mugardos



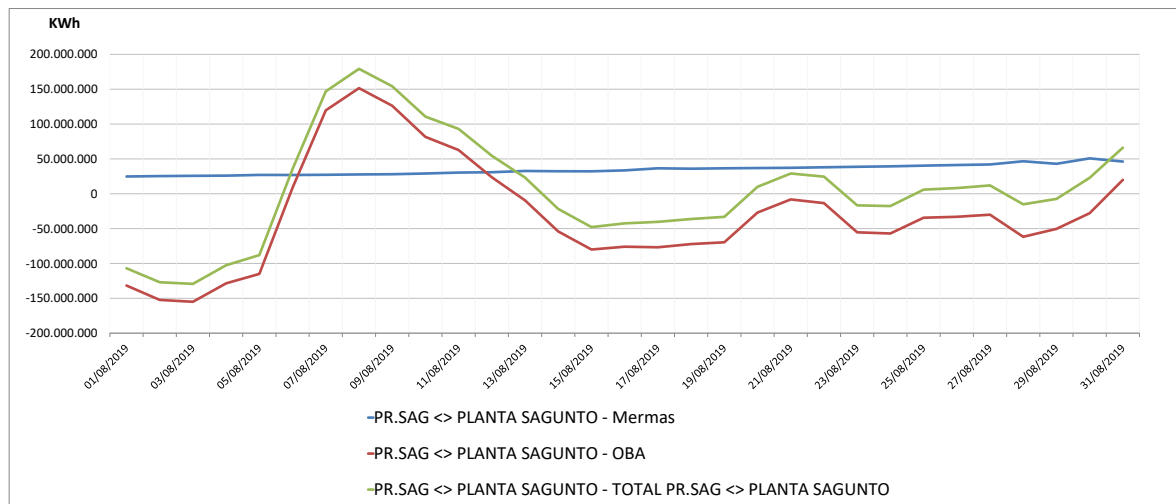
Observaciones:

Cuentas GTS en PR Sagunto: Agosto 2019

Seguimiento diario provisional de existencias (d+1)

Unidad: KWh			
	Mermas	OBA	TOTAL PR.SAG <> PLANTA SAGUNTO
1-ago.	24.777.749	-131.688.263	-106.910.514
2-ago.	25.342.575	-152.327.627	-126.985.052
3-ago.	25.702.518	-154.997.743	-129.295.225
4-ago.	26.002.480	-128.559.603	-102.557.123
5-ago.	27.019.092	-115.010.839	-87.991.747
6-ago.	26.914.648	8.628.933	35.543.581
7-ago.	27.223.533	119.684.897	146.908.430
8-ago.	27.744.471	151.501.053	179.245.524
9-ago.	27.995.774	126.264.665	154.260.439
10-ago.	29.067.640	81.584.871	110.652.511
11-ago.	30.373.353	62.675.299	93.048.652
12-ago.	30.900.006	23.666.751	54.566.757
13-ago.	32.665.071	-9.497.189	23.167.882
14-ago.	32.284.044	-54.120.841	-21.836.797
15-ago.	32.196.757	-79.998.221	-47.801.464
16-ago.	33.492.602	-75.978.529	-42.485.927
17-ago.	36.484.517	-76.808.613	-40.324.096
18-ago.	35.970.648	-72.198.377	-36.227.729
19-ago.	36.513.529	-69.637.773	-33.124.244
20-ago.	36.922.068	-26.984.881	9.937.187
21-ago.	37.224.717	-8.159.317	29.065.400
22-ago.	37.972.915	-13.434.385	24.538.530
23-ago.	38.683.182	-55.330.509	-16.647.327
24-ago.	39.322.180	-57.008.329	-17.686.149
25-ago.	40.349.287	-34.416.581	5.932.706
26-ago.	41.237.198	-33.078.273	8.158.925
27-ago.	41.998.415	-30.046.781	11.951.634
28-ago.	46.605.952	-61.792.761	-15.186.809
29-ago.	42.957.978	-50.368.501	-7.410.523
30-ago.	50.757.965	-27.875.569	22.882.396
31-ago.	46.181.095	19.942.297	66.123.392

Evolución existencias cuentas GTS en PR Sagunto



Observaciones: