



Seguimiento Cuentas del GTS

Monitoring of Enagás GTS accounts

Información diaria provisional. *Daily provisional balance information (d+1)*

Seguimiento diario provisional existencias. *Daily provisional stocks monitoring (d+1)*

PVB

kWh	1-abr.	30-abr.
Acciones balance / Balancing actions	-141.842.315	-179.609.738
Gas Colchón/Cushion gas	0	0
Gas Operación/ Working gas	1.381.622	1.303.119
Gas Talón/ Heel gas	0	0
Mermas/Shrinkages	149.199.908	168.254.348
OBA - PVB	12.976.719	12.351.240
TOTAL	21.715.934	2.298.969

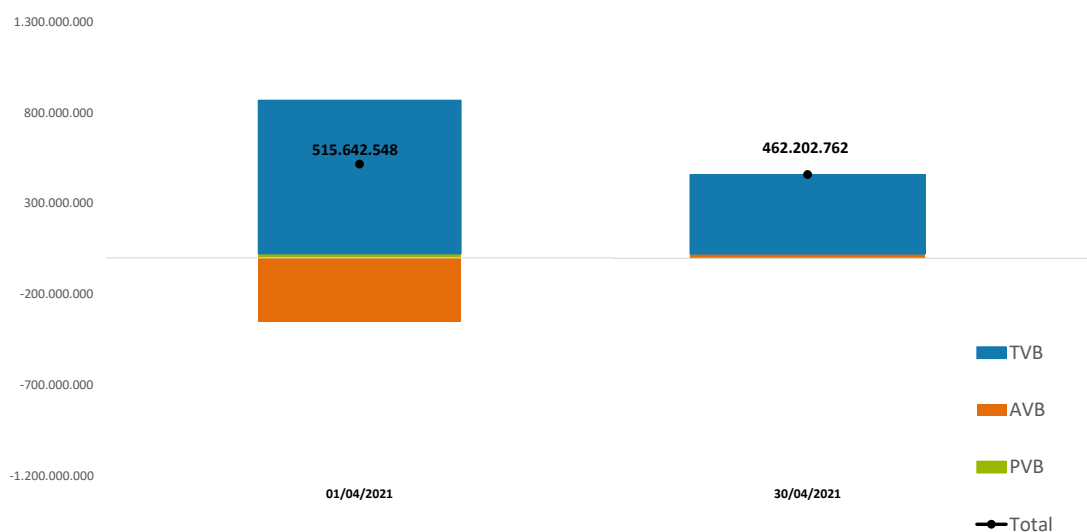
AVB

kWh	1-abr.	30-abr.
Desbalance/ Imbalance AVB	0	0
Mermas/Shrinkages	968	968
OBA	-352.295.723	20.680.801
TOTAL	-352.294.755	20.681.769

TVB

kWh	1-abr.	30-abr.
Correcciones/ Corrections	-5.279	-19.060.563
Desbalance/ Imbalance TVB	-19.351	-30.241
Mermas/Shrinkages	489.143.535	482.091.380
OBA	357.102.464	-23.778.552
TOTAL	846.221.369	439.222.024

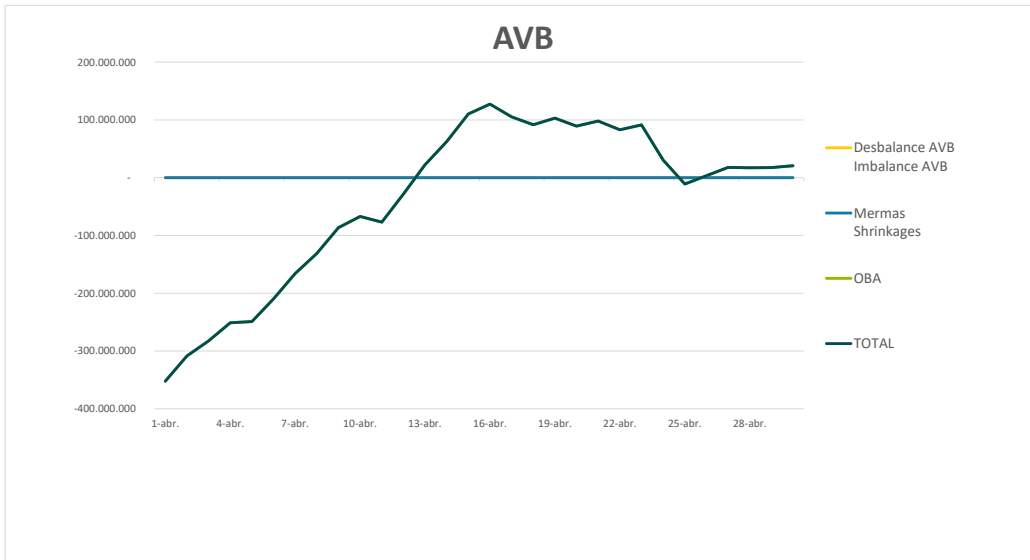
kWh



Observaciones / Notes

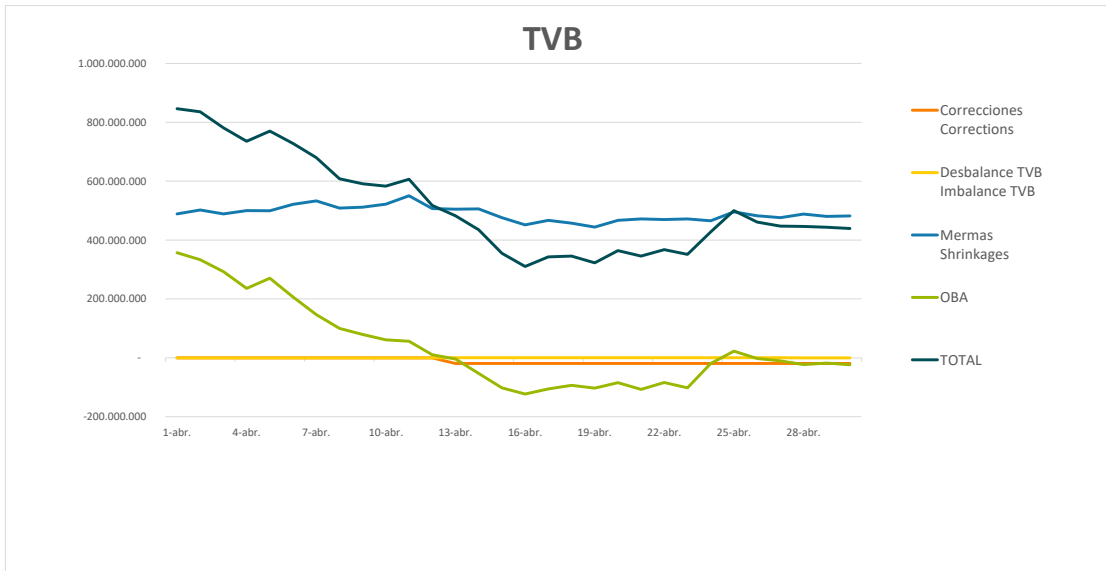
Seguimiento diario provisional existencias. Daily provisional stocks monitoring (d+1)

AVB				
Fecha Date	Desbalance AVB Imbalance AVB	Mermas Shrinkages	OBA	TOTAL
1-abr.	-	968	- 352.295.723	- 352.294.755
2-abr.	-	968	- 308.532.582	- 308.531.614
3-abr.	-	968	- 282.639.116	- 282.638.148
4-abr.	-	968	- 251.111.674	- 251.110.706
5-abr.	-	968	- 248.896.888	- 248.895.920
6-abr.	-	968	- 210.045.768	- 210.044.800
7-abr.	-	968	- 165.983.662	- 165.982.694
8-abr.	-	968	- 131.180.099	- 131.179.131
9-abr.	-	968	- 86.630.339	- 86.629.371
10-abr.	-	968	- 67.161.905	- 67.160.937
11-abr.	-	968	- 77.017.717	- 77.016.749
12-abr.	-	968	- 28.268.739	- 28.267.771
13-abr.	-	968	22.180.958	22.181.926
14-abr.	-	968	62.246.708	62.247.676
15-abr.	-	968	110.284.473	110.285.441
16-abr.	-	968	127.334.666	127.335.634
17-abr.	-	968	105.289.422	105.290.390
18-abr.	-	968	91.547.459	91.548.427
19-abr.	-	968	103.093.235	103.094.203
20-abr.	-	968	89.161.033	89.162.001
21-abr.	-	968	97.947.530	97.948.498
22-abr.	-	968	82.760.422	82.761.390
23-abr.	-	968	91.402.982	91.403.950
24-abr.	-	968	30.536.483	30.537.451
25-abr.	-	968	- 11.029.898	- 11.028.930
26-abr.	-	968	3.471.733	3.472.701
27-abr.	-	968	17.777.654	17.778.622
28-abr.	-	968	17.149.403	17.150.371
29-abr.	-	968	17.351.675	17.352.643
30-abr.	-	968	20.680.801	20.681.769



Seguimiento diario provisional existencias. Daily provisional stocks monitoring (d+1)

TVB					
Fecha Date	Correcciones Corrections	Desbalance TVB Imbalance TVB	Mermas Shrinkages	OBA	TOTAL
1-abr.	- 5.279	- 19.351	489.143.535	357.102.464	846.221.369
2-abr.	- 5.279	- 21.774	502.436.462	333.434.083	835.843.492
3-abr.	- 5.279	- 23.063	488.927.909	292.629.569	781.529.136
4-abr.	- 5.279	- 28.174	499.963.732	235.805.000	735.735.279
5-abr.	- 5.279	- 30.693	499.399.552	270.746.353	770.109.933
6-abr.	- 5.279	- 32.092	521.195.556	206.751.111	727.909.296
7-abr.	- 5.279	- 33.353	533.353.285	146.990.276	680.304.929
8-abr.	- 5.279	- 41.944	508.493.778	99.836.715	608.283.270
9-abr.	- 5.279	- 46.774	512.054.852	79.089.270	591.092.069
10-abr.	- 5.279	- 46.832	522.185.810	61.108.843	583.242.542
11-abr.	- 5.279	- 46.832	550.494.587	56.193.601	606.636.077
12-abr.	- 5.279	- 50.909	506.904.615	10.791.529	517.639.956
13-abr.	- 19.060.563	506.699	504.849.698	- 3.951.843	482.343.991
14-abr.	- 19.060.563	500.485	506.200.063	- 52.774.944	434.865.041
15-abr.	- 19.060.563	495.171	475.930.798	- 102.035.456	355.329.950
16-abr.	- 19.060.563	493.622	451.771.403	- 122.891.589	310.312.873
17-abr.	- 19.060.563	493.536	467.070.888	- 105.367.737	343.136.124
18-abr.	- 19.060.563	492.230	457.601.096	- 93.480.980	345.551.783
19-abr.	- 19.060.563	488.911	444.154.881	- 102.646.845	322.936.384
20-abr.	- 19.060.563	486.479	467.258.412	- 84.294.966	364.389.362
21-abr.	- 19.060.563	484.496	471.680.800	- 107.360.103	345.744.630
22-abr.	- 19.060.563	469.409	470.003.083	- 83.950.834	367.461.095
23-abr.	- 19.060.563	446.955	471.783.179	- 101.670.598	351.498.973
24-abr.	- 19.060.563	441.210	465.396.345	- 19.230.125	427.546.867
25-abr.	- 19.060.563	428.242	495.964.182	22.909.021	500.240.882
26-abr.	- 19.060.563	414.831	482.329.333	- 2.367.232	461.316.369
27-abr.	- 19.060.563	408.602	475.896.532	- 10.004.446	447.240.125
28-abr.	- 19.060.563	- 22.127	488.442.056	- 23.164.470	446.194.896
29-abr.	- 19.060.563	- 29.591	480.430.066	- 17.652.305	443.687.607
30-abr.	- 19.060.563	- 30.241	482.091.380	- 23.778.552	439.222.024



Seguimiento diario provisional existencias. Daily provisional stocks monitoring (d+1)

PVB								
Fecha Date	Acciones de Balance Balancing actions	Gas Colchón Cushion gas	Gas Operación Working gas	Gas Talón Heel gas	Mermas Shrinkages	OBA	TOTAL	
1-abr.	-	141.842.315	-	1.381.622	-	149.199.908	12.976.719	21.715.934
2-abr.	-	132.778.323	-	2.010.899	-	157.909.758	19.701.264	46.843.598
3-abr.	-	143.528.393	-	1.572.161	-	155.829.920	8.284.151	22.157.839
4-abr.	-	132.687.131	-	1.005.339	-	164.071.357	9.796.965	40.175.852
5-abr.	-	127.776.648	-	2.297.568	-	163.946.191	5.000.929	38.872.904
6-abr.	-	153.459.144	-	1.917.726	-	159.909.720	5.524.003	13.892.305
7-abr.	-	198.570.770	-	1.022.334	-	167.266.096	11.588.159	- 18.694.181
8-abr.	-	213.406.108	-	44.652	-	165.433.163	6.157.254	- 41.771.039
9-abr.	-	248.024.967	-	1.187.660	-	168.247.617	6.452.673	- 74.512.337
10-abr.	-	263.147.467	-	1.138.807	-	166.091.548	11.195.547	- 84.721.565
11-abr.	-	248.554.459	-	1.601.542	-	170.752.066	11.626.183	- 64.574.668
12-abr.	-	262.960.653	-	692.463	-	178.241.414	7.699.123	- 76.327.653
13-abr.	-	211.005.190	-	58.496	-	149.682.409	9.804.761	- 51.576.516
14-abr.	-	168.864.004	-	1.284.754	-	163.549.617	13.667.136	- 7.067.995
15-abr.	-	208.655.716	-	1.346.997	-	160.611.817	16.087.284	- 33.303.612
16-abr.	-	224.250.869	-	2.166	-	162.445.663	15.760.326	- 46.042.714
17-abr.	-	242.152.275	-	494.522	-	167.152.658	17.876.215	- 57.617.924
18-abr.	-	239.103.926	-	316.452	-	160.661.807	17.912.211	- 60.846.360
19-abr.	-	157.372.507	-	1.043.331	-	152.397.381	9.593.450	- 3.574.993
20-abr.	-	141.173.888	-	47.500	-	154.582.648	8.155.074	- 21.611.334
21-abr.	-	155.650.682	-	1.507.986	-	155.111.557	18.930.496	- 16.883.385
22-abr.	-	142.602.850	-	238.422	-	165.488.607	4.411.720	- 27.059.055
23-abr.	-	121.943.627	-	1.355.230	-	164.900.540	13.213.819	- 54.815.502
24-abr.	-	121.532.556	-	302.803	-	163.310.805	6.522.259	- 48.603.311
25-abr.	-	147.741.964	-	910.607	-	166.286.590	12.783.302	- 32.238.535
26-abr.	-	161.925.192	-	1.068.916	-	164.991.135	8.946.686	- 13.081.545
27-abr.	-	164.113.781	-	1.407.540	-	165.326.921	7.537.730	- 7.343.330
28-abr.	-	155.925.048	-	714.107	-	166.552.370	16.123.165	- 26.036.380
29-abr.	-	173.742.142	-	136.788	-	167.492.200	6.628.589	- 515.435
30-abr.	-	179.609.738	-	1.303.119	-	168.254.348	12.351.240	- 2.298.969

