



Seguimiento Cuentas del GTS

Información diaria provisional (d+1)

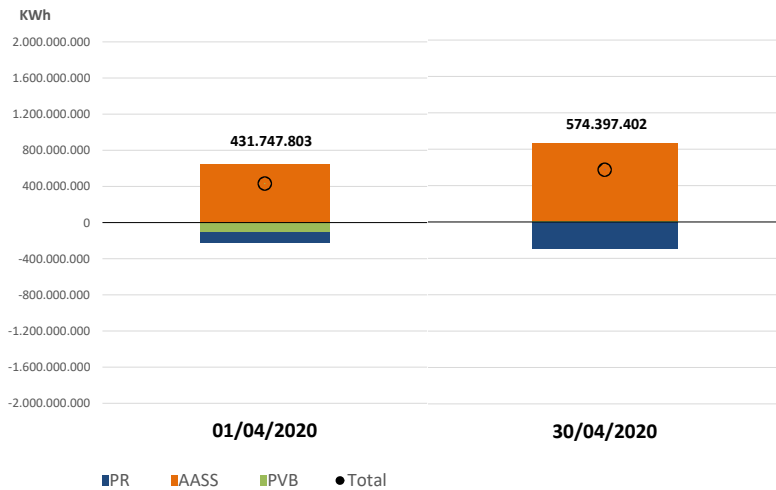
Resumen Cuentas GTS en infraestructuras: Abril 2020

Seguimiento diario provisional de existencias (d+1)

Unidad kWh	1-abr.	30-abr.
	PVB	PVB
Acciones de Balance	-730.504.276	-615.482.790
Gas Colchón	0	0
Gas Operación	339.758	367.540
Gas Talón	0	0
Mermas	332.669.069	350.110.158
OBA	295.015.810	273.236.836
TOTAL gas en PVB	-102.479.639	8.231.744

Unidad kWh	1-abr.	30-abr.
	AASS.ENA	AASS.ENA
Mermas	36.000.001	36.000.001
OBA	614.424.843	816.679.909
Desbalance AVB	2.000	2.000
TOTAL	650.426.844	852.681.910

Unidad kWh	1-abr.	30-abr.
	TVB	TVB
Mermas	723.885.332	788.965.625
OBA	-840.084.730	-1.075.481.873
Desbalance en TVB	-4	-4
TOTAL	-116.199.402	-286.516.252

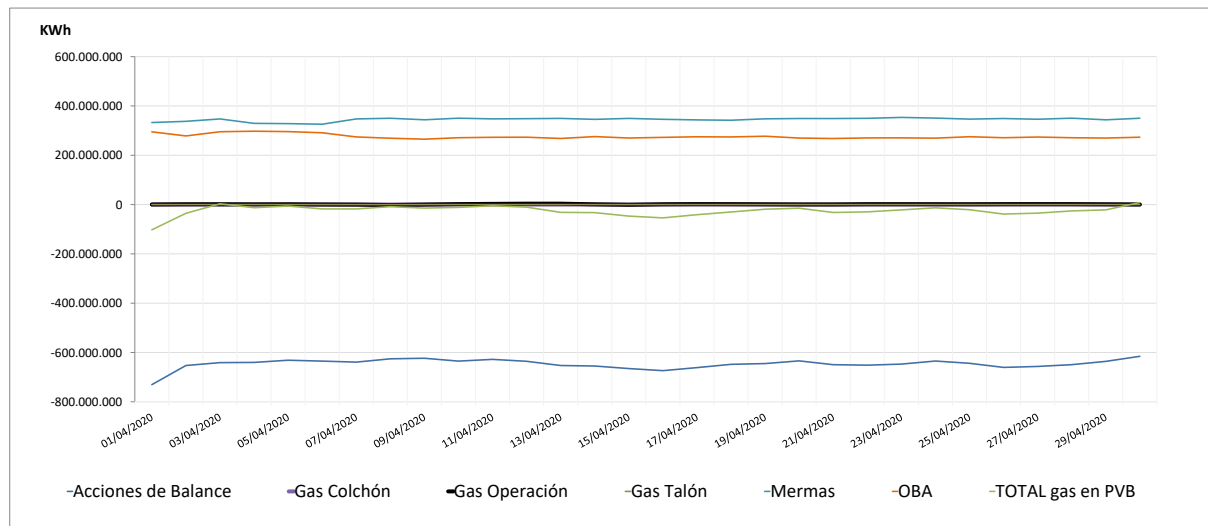


Observaciones:

Seguimiento diario provisional de existencias (d+1)

Unidad:KWh	Acciones de Balance	Gas Colchón	Gas Operación	Gas Talón	Mermas	OBA	TOTAL gas en PVB
1-abr.-20	-730.504.276	0	339.758	0	332.669.069	295.015.810	-102.479.639
2-abr.-20	-652.847.997	0	1.359.016	0	337.554.623	278.422.334	-35.512.024
3-abr.-20	-641.152.223	0	1.329.721	0	347.385.726	295.418.055	2.981.279
4-abr.-20	-640.274.349	0	829.541	0	329.255.545	297.505.220	-12.684.043
5-abr.-20	-631.461.336	0	1.124.372	0	328.219.522	295.960.427	-6.157.015
6-abr.-20	-634.884.713	0	301.164	0	325.862.531	291.097.215	-17.623.803
7-abr.-20	-639.057.547	0	-71.976	0	347.361.276	274.178.696	-17.589.551
8-abr.-20	-625.682.578	0	-1.987.450	0	350.093.309	269.002.436	-8.574.283
9-abr.-20	-623.361.074	0	66.353	0	343.837.774	265.184.209	-14.272.738
10-abr.-20	-634.879.611	0	1.881.405	0	350.370.862	271.095.494	-11.531.850
11-abr.-20	-627.922.136	0	2.690.870	0	347.475.931	272.823.482	-4.931.853
12-abr.-20	-635.686.429	0	3.620.919	0	348.329.234	273.180.356	-10.555.920
13-abr.-20	-652.893.378	0	3.685.155	0	349.374.134	268.134.285	-31.699.804
14-abr.-20	-654.941.816	0	1.056.546	0	345.523.962	275.673.756	-32.687.552
15-abr.-20	-665.139.475	0	-954.831	0	349.409.690	269.984.695	-46.699.921
16-abr.-20	-673.755.936	0	1.302.867	0	345.789.761	272.590.045	-54.073.263
17-abr.-20	-661.488.977	0	1.991.022	0	343.464.045	274.839.014	-41.194.896
18-abr.-20	-648.021.829	0	1.662.840	0	342.010.151	274.196.540	-30.152.298
19-abr.-20	-644.882.931	0	1.202.505	0	347.690.752	277.227.622	-18.762.052
20-abr.-20	-634.029.484	0	555.116	0	349.058.870	269.657.762	-14.757.736
21-abr.-20	-649.516.209	0	543.163	0	348.888.436	267.833.987	-32.250.623
22-abr.-20	-651.479.752	0	1.621.369	0	349.858.208	270.288.460	-29.711.715
23-abr.-20	-647.161.374	0	1.548.055	0	353.522.341	270.581.950	-21.509.028
24-abr.-20	-634.699.245	0	1.392.593	0	350.694.370	269.382.077	-13.230.205
25-abr.-20	-643.880.301	0	1.341.357	0	346.524.211	275.160.527	-20.854.206
26-abr.-20	-660.474.267	0	1.842.068	0	348.967.789	271.119.805	-38.544.605
27-abr.-20	-656.638.667	0	2.004.153	0	346.022.739	273.806.757	-34.805.018
28-abr.-20	-649.360.474	0	1.882.038	0	350.524.574	271.159.237	-25.794.625
29-abr.-20	-636.136.082	0	1.137.074	0	343.682.047	269.724.258	-21.592.703
30-abr.-20	-615.482.790	0	367.540	0	350.110.158	273.236.836	8.231.744

Evolución existencias cuentas GTS en PVB



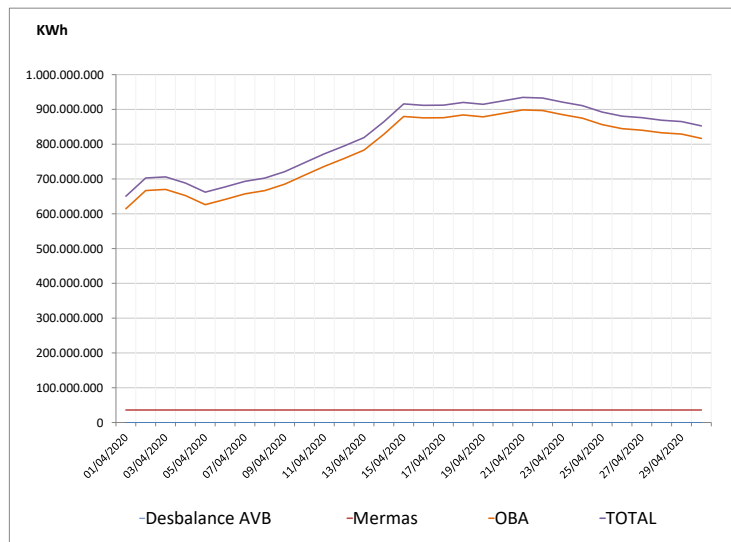
Observaciones:

Cuentas GTS en AVB: Abril 2020

Seguimiento diario provisional de existencias (d+1)

Unidad:KWh	Desbalance AVB	Mermas	OBA	TOTAL
1-abr.	2.000	36.000.001	614.424.843	650.426.844
2-abr.	2.000	36.000.001	666.796.987	702.798.988
3-abr.	2.000	36.000.001	669.982.075	705.984.076
4-abr.	2.000	36.000.001	652.458.028	688.460.029
5-abr.	2.000	36.000.001	626.216.511	662.218.512
6-abr.	2.000	36.000.001	641.245.425	677.247.426
7-abr.	2.000	36.000.001	657.206.313	693.208.314
8-abr.	2.000	36.000.001	666.593.596	702.595.597
9-abr.	2.000	36.000.001	685.041.778	721.043.779
10-abr.	2.000	36.000.001	710.813.104	746.815.105
11-abr.	2.000	36.000.001	736.237.369	772.239.370
12-abr.	2.000	36.000.001	758.905.866	794.907.867
13-abr.	2.000	36.000.001	783.037.493	819.039.494
14-abr.	2.000	36.000.001	828.477.720	864.479.721
15-abr.	2.000	36.000.001	879.768.216	915.770.217
16-abr.	2.000	36.000.001	875.647.473	911.649.474
17-abr.	2.000	36.000.001	876.191.700	912.193.701
18-abr.	2.000	36.000.001	884.055.121	920.057.122
19-abr.	2.000	36.000.001	878.681.490	914.683.491
20-abr.	2.000	36.000.001	888.538.776	924.540.777
21-abr.	2.000	36.000.001	898.569.234	934.571.235
22-abr.	2.000	36.000.001	896.785.900	932.787.901
23-abr.	2.000	36.000.001	884.975.546	920.977.547
24-abr.	2.000	36.000.001	874.885.907	910.887.908
25-abr.	2.000	36.000.001	856.348.255	892.350.256
26-abr.	2.000	36.000.001	844.659.345	880.661.346
27-abr.	2.000	36.000.001	840.244.532	876.246.533
28-abr.	2.000	36.000.001	832.908.836	868.910.837
29-abr.	2.000	36.000.001	829.115.906	865.117.907
30-abr.	2.000	36.000.001	816.679.909	852.681.910

Evolución existencias cuentas GTS en AVB

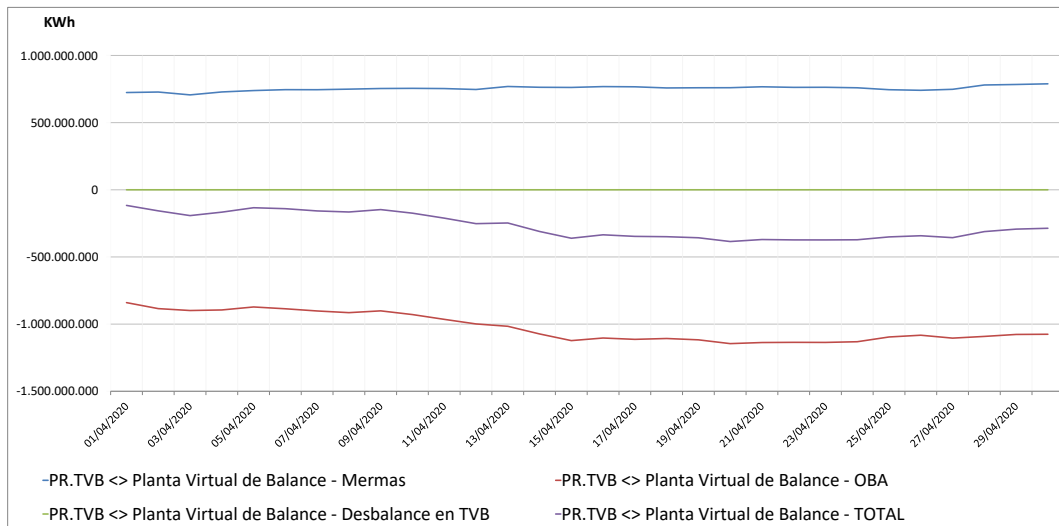


Observaciones :

Seguimiento diario provisional de existencias (d+1)

Unidad: KWh	Mermas	OBA	Desbalance en TVB	TOTAL
1-abr.	723.885.332	-840.084.730	-4	-116.199.402
2-abr.	727.772.320	-884.696.535	-4	-156.924.219
3-abr.	706.507.719	-898.687.596	-4	-192.179.881
4-abr.	728.172.671	-894.743.769	-4	-166.571.102
5-abr.	738.707.125	-872.280.480	-4	-133.573.359
6-abr.	745.394.599	-885.949.051	-4	-140.554.456
7-abr.	744.830.926	-902.155.649	-4	-157.324.727
8-abr.	749.258.560	-914.584.548	-4	-165.325.992
9-abr.	753.881.312	-901.372.248	-4	-147.490.940
10-abr.	755.088.691	-929.055.831	-4	-173.967.144
11-abr.	753.434.736	-964.466.189	-4	-211.031.457
12-abr.	746.494.152	-998.657.216	-4	-252.163.068
13-abr.	768.917.154	-1.016.187.094	-4	-247.269.944
14-abr.	763.000.225	-1.073.261.790	-4	-310.261.569
15-abr.	761.787.111	-1.122.646.972	-4	-360.859.865
16-abr.	768.230.845	-1.103.455.944	-4	-335.225.103
17-abr.	766.716.011	-1.113.557.126	-4	-346.841.119
18-abr.	758.027.220	-1.107.123.066	-4	-349.095.850
19-abr.	759.590.099	-1.116.977.960	-4	-357.387.865
20-abr.	760.027.310	-1.145.310.076	-4	-385.282.770
21-abr.	766.808.242	-1.137.130.471	-4	-370.322.233
22-abr.	762.540.320	-1.135.658.598	-4	-373.118.282
23-abr.	762.949.289	-1.136.294.864	-4	-373.345.579
24-abr.	759.215.392	-1.131.205.710	-4	-371.990.322
25-abr.	744.953.553	-1.095.730.504	-4	-350.776.955
26-abr.	740.644.709	-1.082.699.336	-4	-342.054.631
27-abr.	748.123.204	-1.104.455.364	-4	-356.332.164
28-abr.	780.104.569	-1.091.480.329	-4	-311.375.764
29-abr.	784.063.092	-1.076.922.181	-4	-292.859.093
30-abr.	788.965.625	-1.075.481.873	-4	-286.516.252

Evolución existencias cuentas GTS en TVB



Observaciones: